

TOMAHAWK 45

Plasma Cutting - Anywhere, Anytime

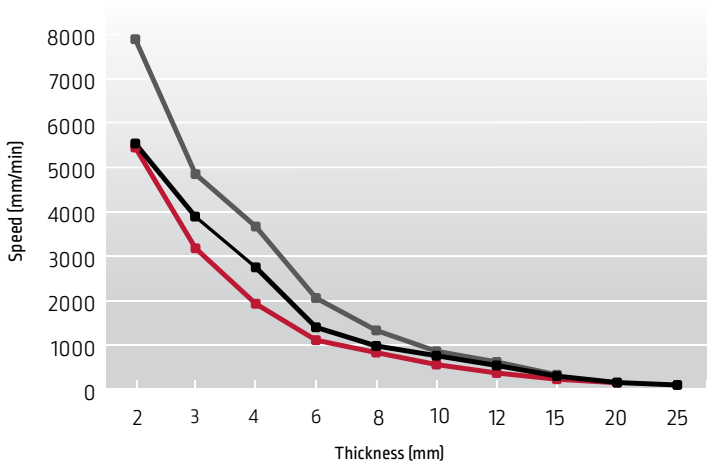
The **Tomahawk 45** plasma cutting systems are portable enough to carry to any jobsite. Hook up the compressed air, grab the torch and start cutting right away.

Features

- **TFT 2,8" screen** – For an easier and user friendly user interface
- **Continuous Output Control** – Focus the arc for different material thickness.
- **Touch Start system** – Reliable plasma arc initiation without high frequency.
- **Rapid Arc Restrike** – Fast cutting through gaps, even expanded metal.
- **Front Panel Purge Control** – Makes it easy to set the air flow rate without initiating the plasma arc.
- **Gouging and Grid modes** [adjustable grid's time]
- **Cool Operation, Long Consumable Life** – New electrode and nozzle design save you money in the long run.
- **Added Safety** – Our Parts-in-Place system detects correct installation of consumables and torch.
- **Lightweight and Portable** – Easily carried by one person.
- **Engine Drive Compatible** – Select a Lincoln Electric Outback® or Vantage® to power your Tomahawk® in remote locations.

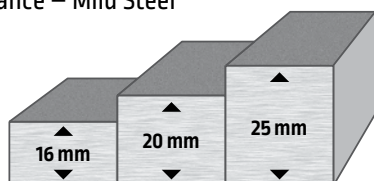


CUTTING PERFORMANCE



— 45A Steel LC-45 — 45A Stainless Steel LC-45 — 45A Aluminum LC-45

Cut performance – Mild Steel
Hand Torch



| Recommended | Maximum | Severance |
|-------------------------------------|---------------------------------------|------------------------------------|
| Rated Cut @ 20 ipm 0.51 m/min | Maximum Cut @ 12 ipm 0.30 m/min | Sever Cut @ 5 ipm 0.13 m/min |

INPUT: 1 PHASE, 50/60 Hz
OUTPUT: DC

Tomahawk 45 (K14391-1) includes:

- Lincoln Electric LC45 Torch with 6 m cable
- Air regulator and pressure gauge
- Internal water separator
- Work clamp and cable
- Spare consumables
- Shoulder strap
- Input power cord

Applications

- On site maintenance
- Small construction sites.
- Air ducting installation (HVAC)
- Demolition work
- Rental



RECOMMENDED ACCESSORIES



Plasma Circle Cutting Guide Kit
For cutting circles from 77-838 mm (3-33 in.) in diameter. Works with all Lincoln LC series plasma torches.
Order K2886-1



Lincoln Electric LC45 Replacement Torch
Includes 4 m (10 ft.) torch cable and one set of all required torch expendable parts.
Order W100000327



Two-wheeled undercarriage
For stick and TIG inverters
Order W0200002

REPLACEMENT TORCH CONSUMABLES

Consumable Wear

- It is normal for the electrode and nozzle to wear during operation.
- Electrodes should typically be replaced when erosion reaches 0.65 mm (0.025 in.).
- A green and erratic arc will indicate end of electrode life. The electrode should be immediately replaced.
- It is recommended that the Electrode and Nozzle be replaced as a complete set.

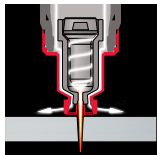
| TOMAHAWK 45 TORCH CONSUMABLES | |
|-------------------------------|--------------------------|
| Product Number | Description |
| W100000328 | Electrode |
| W100000329 | Nozzle |
| W100000340 | Retaining Cap |
| W100000333 | Swirl Ring |
| W100000330 | Shield Cap, Hand, 45-85A |

Lincoln Electric LC45 Parts



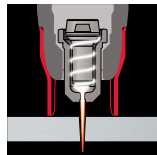
Type of cutting

CONTACT OPTION 1



Convenient for the operator, simply drag the nozzle on the plate. Well protected nozzle.

STAND-OFF OPTION 2

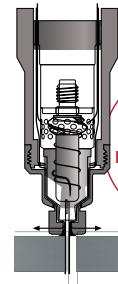


Maximum flexibility and visibility of the plasma stream.

GOUGE OPTION 3



Allowing you to gouge different materials.



HIGHER TRAVEL
SPEED AND
LONGER LIFE TIME
CONSUMABLES

PRODUCT SPECIFICATIONS

| Product Name | Product Number | Input Power | Rated Output Current/Voltage/ Duty Cycle | Fuse (delayed) or Circuit Breaker | Pilot Current | Output Range | Air Pressure Required | Air Flow Rate Required | Dimensions H x W x D (mm) | Net Weight Without Torch (kg) |
|--------------|----------------|---------------------|--|---|------------------|--|--------------------------|------------------------------|---------------------------------|-------------------------------------|
| Tomahawk® 45 | K14391-1 | 120/230/1/ 50/60 | at 230Vac 45A@45% 40A@60% 30A@100% at 120Vac 22A@60% 15A@100% | 16 A | 20 A | 15- 45 A (230Vac) 15- 22 A (120Vac) | 5.0bar – 6,0bar | 200 ±10% l/min | 385 x 8.5 x 18.9 | 11.1 |

CUSTOMER ASSISTANCE POLICY

The business of The Lincoln Electric Company® is manufacturing and selling high quality welding equipment, consumables, and cutting equipment. Our challenge is to meet the needs of our customers and to exceed their expectations. On occasion, purchasers may ask Lincoln Electric for information or advice about their use of our products. Our employees respond to inquiries to the best of their ability based on information provided to them by the customers and the knowledge they may have concerning the application. Our employees, however, are not in a position to verify the information provided or to evaluate the engineering requirements for the particular weldment. Accordingly, Lincoln Electric does not warrant or guarantee or assume any liability with respect to such information or advice. Moreover, the provision of such information or advice does not create, expand, or alter any warranty on our products. Any express or implied warranty that might arise from the information or advice, including any implied warranty of merchantability or any warranty of fitness for any customers' particular purpose is specifically disclaimed.

Lincoln Electric is a responsive manufacturer, but the selection and use of specific products sold by Lincoln Electric is solely within the control of, and remains the sole responsibility of the customer. Many variables beyond the control of Lincoln Electric affect the results obtained in applying these types of fabrication methods and service requirements.

Subject to Change – This information is accurate to the best of our knowledge at the time of printing. Please refer to www.lincolnelectric.eu for any updated information.