



SPEEDTEC[®] PULSE RANGE

ULTIMATE PERFORMANCE

www.lincolnelectriceurope.com

LINCOLN[®]
ELECTRIC



Processes

- GMAW
- FCAW-G
- FCAW-S
- Pulsed MIG
- GTAW
- SMAW
- CAG
- MIG brazing

Materials

- Steel
- Stainless steel
- Low alloy steel
- Aluminium

Applications

- General fabrication
- Heavy fabrication
- Structural
- Transportation
- Chemical processing
- Maintenance and repair
- Shipbuilding

NEXT GENERATION

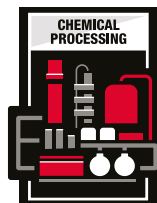
New **SPEEDTEC® 400SP** and **500SP** are the third generation multi-process power sources offering superior quality welding and high efficiency processes which increase the productivity and are the next step into the future of professional welding.

New SPEEDTEC® range designed with the latest energy-saving inverter technology and specially rugged construction are ready to work in even the most demanding environmental conditions.

Modular system: power sources available in two versions 420A@100% and 500A@60% with a choice of separate wire feeders, standard **LF52D** for basic use or the advanced **LF56D** for more demanding applications, new cooler **COOLARC® 60** with higher cooling efficiency, new 4-wheels cart with very solid metal made construction plus wide range of connection cable and accessories fits perfectly with the needs of the most demanding welding applications in various segments.

Behind the outstanding welding performance, SPEEDTEC®'s platform based on digital communication system and with build-in communications tools, such as Ethernet or USB, allowing an accurate traceability and monitoring of your welding activities.

NEXT STEP INTO THE FUTURE OF PROFESSIONAL WELDING



ULTIMATE PERFORMANCE

EXCELLENT PRODUCTIVITY

- **Speed Short Arc™** for faster welding with lower heat input.
- **High Penetration Speed™** for deep penetration welding.
- **Soft Silence Pulse™** reduces the noise and gives clearly better wetting for stainless steel.
- **MECHAPULSE™** produces very high quality welds with rippled seam appearance.
- Production monitoring (Checkpoint).



RUGGED RELIABILITY

- **High duty cycle** multi-process power sources.
- **Double-side fully potted PCB** with superior resistance for dust, humidity, jerk or vibrations.
- Metal made, rugged, solid and very stable construction ready for any industrial environment.
- **True Heavy Duty** confirmed by 5 Years Warranty*.



NEXT GENERATION

SUPERIOR ERGONOMICS

- **Modular concept** to build configuration for any requirements.
- **Ergonomics design** make everyday welders work easier.
- Innovative and intuitive user interfaces.
- Wide range of options and accessories.



* Applies to the Speedtec power sources, 3 Years Standard Warranty + 2 Years after registration: www.lincolnelectric.com/LEExtranet/ProductRegistration/PRExtWarMain.aspx

www.lincolnelectriceurope.com

HIGH EFFICIENCY PROCESSES

MOVE TO NEXT LEVEL OF PROFESSIONAL WELDING

Speed Short Arc™ (SSA™)

A semi-controlled short circuit mode which allows to shift globular behavior using wire feed speed normally reachable only in pulse mode. The current values used in this mode are very different from those used in conventional "short arc" operation. Faster wire speeds require a medium current together with a large peak current in order to form and detach the droplet more quickly.




Soft Silent Pulse™ (SSP™)

This is a pulse transfer with a special waveform producing a soft and silent arc. The behavior of the Soft Silent Pulse™ is very suitable for Stainless Steel application which requests the best wetting possible. Silence, because the noise of the arc is divided by two regarding a normal pulse mode what can be really appreciated when you have to weld in a confident area. Moreover the stability given by this transfer allows to weld in all positions and especially in vertical up without weaving when it is associated to a MECHAPulse™ welding mode.

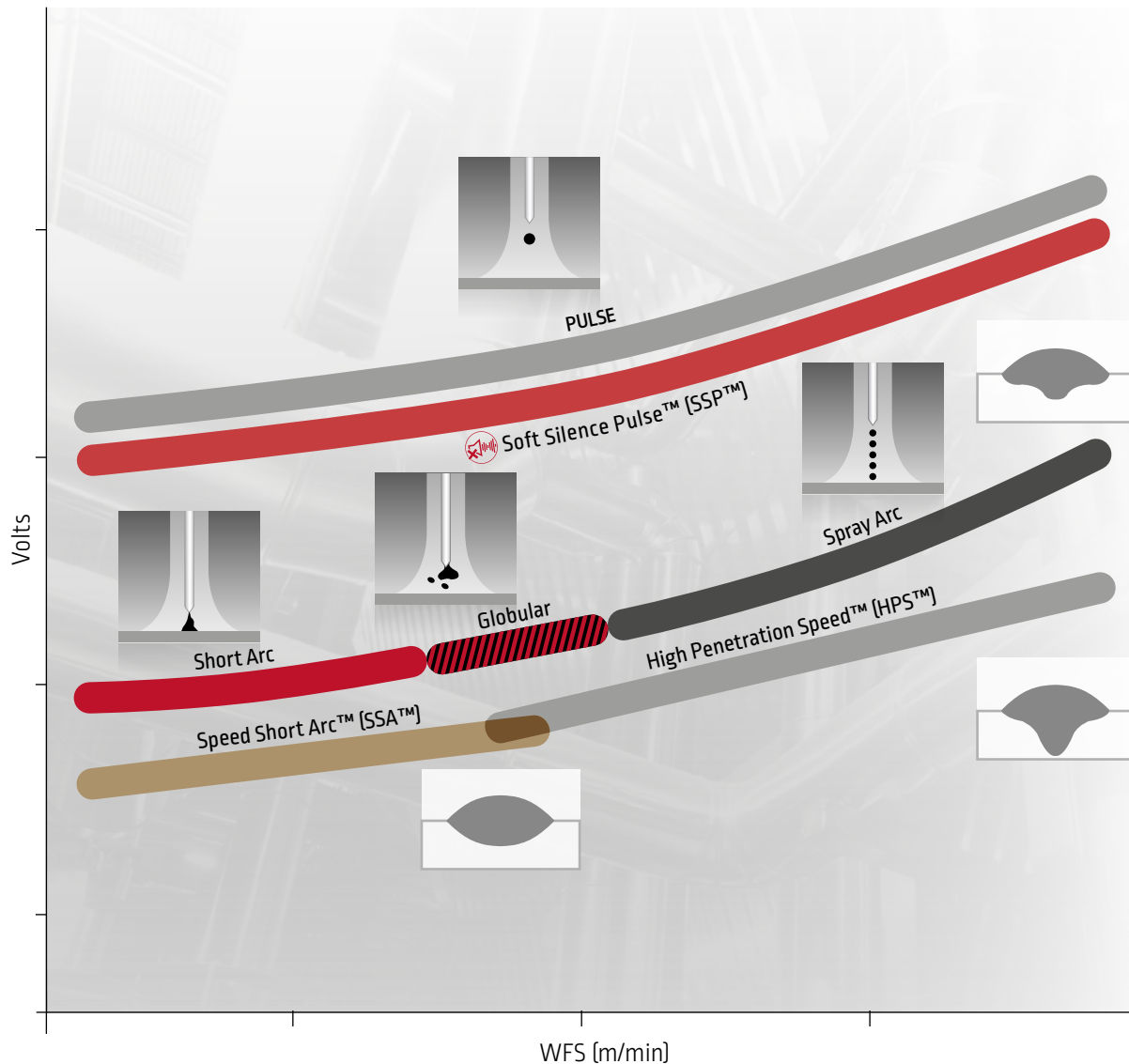


High Penetration Speed™ (HPS™)

HPS™ (High Penetration Speed™) is a special spray mode but with a focused arc offering higher penetration and combining two different main advantages: provides lower voltage and so lower energy; very accurate and dynamic regulation of the welding parameters. This association is able to carry out very high productivity with the optimal welding performance.



NEW MIG/MAG WELDING PROCESS TRANSFERS RESULTING IN HIGH PRODUCTIVITY



NEW

SPEED SHORT ARC™ (SSA™)

– faster travel speeds*

- Increases travel speed up to 50%**
- Reduces heat input up to 20%
- Reduces distortion
- Improves out of position welds
- Designed for Carbon & Stainless Steel, thin plates 2-5 mm

UP TO
40%
COST
REDUCTION

* based on side by side comparison of SSA™ and standard CV mode (Short Arc)
** in automated applications

NEW

HIGH PENETRATION SPEED™ (HPS™)

– increased penetration with faster travel speeds*

- Increases penetration
- Increases travel speed up to 35%
- Reduces heat input up to 20%
- Reduces distortion
- Longer stick out applicable
- Reduces undercut effect
- Shorter preparation time
- Designed for Carbon Steel, thick plates > 6 mm

UP TO
30%
COST
REDUCTION

* based on side by side comparison of HPS™ and standard CV mode (Spray Arc)

NEW

SOFT SILENCE PULSE™ (SSP™)

– improved arc sound*

- Reduces arc noise up to 8 dB
- Clearly better wetting for Stainless Steel
- Reduces spatters level
- Eliminates undercut effect
- Efficient on Stainless Steel & Steel, all plate thicknesses

UP TO
50%
ARC NOISE
REDUCTION

* based on side by side comparison of SSP™ and standard Pulse mode

MECHAPULSE™

NEW

MECHAPULSE™ – GTAW appearance with GMAW
Weld bead with TIG appearance productivity*

- Increases travel speed (up 4x faster)
- Reduces heat input and distortion
- Eliminates in-line weaving
- Shorter training time
- Effortless welding in vertical up position
- Designed for Aluminum, Carbon & Stainless Steel, all thicknesses

* based on side by side comparison of MECHAPULSE™ and standard GTAW mode



UP TO
50%
COST
REDUCTION

MECHAPULSE™

CONNECT TO THE WORLD

Ethernet and compatibility with USB

CHECKPOINT®*

Data collection for your detailed analysis and quick decision making.

- **Alerts**
- **Traceability**
(large quantities of weld statistics and monitor selected aspects of welding processes).
- **Production Monitoring**
(to maximize productivity and quality of your welding operation).

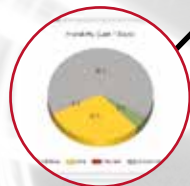


Easy Data Exporting

- Export the raw data
- Crunch the numbers the way YOU want



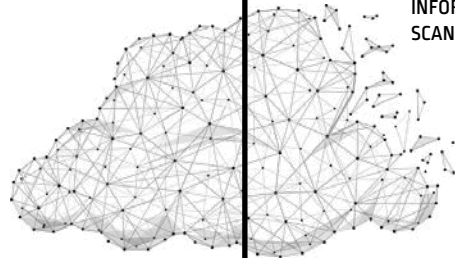
ALERTS



TRACEABILITY



PRODUCTION MONITORING



FOR MORE INFORMATION
SCAN HERE



USB CONNECTIVITY

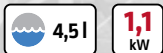

(with LF56D feeder)

- **Fully system update & diagnostics** (SnapShot).
- **Transfer settings among machines.**
- **Simple welding data collection on USB** (start time, average wire feed speed, average current, average voltage, arc time, welding mode/job number, job name).
- **Weld quality data monitoring** (data on feeder user interface screen or CSV file transfer).



*Requires the purchase of a license key.

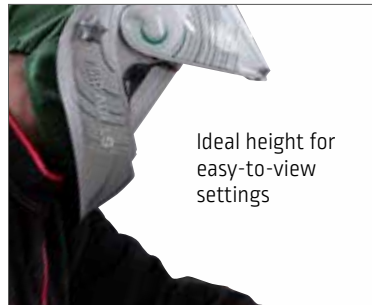
MODULAR DESIGN, FLEXIBLE CONFIGURATION



	Item type	Item description	Item number [Air]	Item number [Water]
1	Power source	Speedtec® 400SP	K14258-1	
		Speedtec® 500SP	K14259-1	
2	Hose package	Air 1 m	K14198-PG	–
		Air 3 m	K14198-PG-3M	–
		Air 5 m	K14198-PG-5M	–
		Air 10 m	K14198-PG-10M	–
		Air 15 m	K14198-PG-15M	–
		Air 20 m	K14198-PG-20M	–
		Air 25 m	K14198-PG-25M	–
		Air 30 m	K14198-PG-30M	–
		Water 1 m	–	K14199-PGW
		Water 3 m	–	K14199-PGW-3M
		Water 5 m	–	K14199-PGW-5M
		Water 10 m	–	K14199-PGW-10M
		Water 15 m	–	K14199-PGW-15M
		Water 20 m	–	K14199-PGW-20M
Water 25 m	–	K14199-PGW-25M		
Water 30 m	–	K14199-PGW-30M		
3	Feeder	LF 52D	K14335-1	
		LF 56D	K14336-1	
4	Cooler	Coolarc® 60	–	K14297-1
5	Cart	Cart 4 wheels	K14298-1	
6	MIG guns	LGS2	see accessories	
7	Option	Gas flow meter KIT	K14175-1	
8	Option	Output connection KIT (400SP / 500SP)	K14337-1	

SUPERIOR ERGONOMICS

Cable connections on front (in standard) and back rear side (in option)
All cable connections can easily be made without tools



Ideal height for easy-to-view settings

Simple navigation also when using welding gloves



Practical handle for effortless gripping even with gloves and safe movement of the machine

Intermediate hose packages

- Heavy-duty protective hose and military-quality plugs
- Strain reliefs on both ends to keep connections well protected
- A wide range of lengths to choose (up to 30 m), water or air



NEW

COOLARC® 60

New stronger cooler

- Inlet on front for easy fill up
- LED lights inside reservoir for better visibility of the coolant level
- Flow sensor for gun protection
- Additional water connections on the back

MODULAR CONCEPT MAKE EVERYDAY WELDERS WORK EASIER

NEW

CART 4-WHEELS

New Heavy Duty undercarriage

- Rubber bumpers protecting feet
- Large wheels for easily effortlessly overcome obstacles such as cables or thresholds
- Extremely reliable and stable, passed incline stability tests on 15°
- Low gas cylinder entry makes loading very easy
- Easy maneuverability and small footprint
- 4 lifting eyes for easy hook-in and safe transportation
- Quick and easy securing of the shielding gas cylinder

Rubber bumpers for feet protection

4 lifting eyes for easy hook-in and safe transportation

Rotatable wire feeder swivel on the cart enabling rotation of the wire feeder and setting it in any position



Gun holder

Cable Management System

For easy transportation of the whole welding system even with very long connection cable



Low gas cylinder entry makes loading very easy



SUPERIOR ERGONOMICS



Front UI protection cover
keep your UI safe

Gun Holder:
always at hand,
ready to work

Start Time	Average WFS (mm/min)	Average current (A)	Average voltage (V)	Arc Time (h)	Mode	Job	Job (Name)
26.09.2020 21:33	1.49	164	21.13	35	3	-	-
27.09.2020 19:53	1.49	165	21.23	23	3	-	-
27.09.2020 19:55	1.49	163	21.35	15	3	-	-
27.09.2020 19:59	1.49	162	21.16	32	3	-	-
27.10.2020 10:53	6.60	215	23.6	32	12	3	Welder 1
27.10.2020 10:55	6.60	218	23.55	33	12	3	Welder 1
27.10.2020 10:58	6.60	220	23.45	31	12	3	Welder 1
27.10.2020 11:02	6.60	214	23.56	32	12	3	Welder 1
27.10.2020 11:06	6.60	219	23.3	35	12	3	Welder 1
27.10.2020 11:12	4.31	140	20.4	33	12	-	-
27.10.2020 16:15	4.31	140	20.5	15	12	-	-
27.10.2020 16:19	4.31	140	20.3	14	12	-	-
27.10.2020 16:21	4.31	140	20.35	12	12	-	-
27.10.2020 16:25	4.31	140	20.5	14	12	-	-

NEW

Clock & calendar


Weld quality data can also be monitored, logged and recorded using a USB



NEW

Speaker

Additional audio signals when adjusting the encoders and when any improper operation is selected. Training, advertising and other video displays now also include sound




Lifting eye – crane suspension

- For vertical and suspension operation
- For safe and easy transportation



NEW

New encoders
for more precise adjustment



Flowmeter for shielding gas flow setting (option)

- Precise adjustment directly on site
- Practical especially with long hose packages

Big wheels

as standard for mobility

Dust-proof wire spool cover

- Inspection window indicates level of wire spool
- Simple and comfortable spool change
- New locking system – spool cover stays always closed

Full access for wire spool installation

Professional wire feeding system

- Four driven wire feed rolls
- Excellent wire feeding on every material
- Permanent internal lights



INNOVATIVE INTUITIVE INTERFACE

- Two controls, one button for easy navigation
- Icon language for key commands
- Easy process and settings selection
- MECHAPULSE™ for obtaining high-quality scaled Weld bead
- ARCFX™ – joint visualization
- Work point in material thickness (mm) / WFS / A
- Locking function / Limits / Memories / Jobs
- Interface available in languages: English, German, French, Polish, Finnish, Spanish, Italian, Russian, Dutch, Romanian, Slovakian, Hungarian, Czech, Turkish, Portuguese

EASY COMMUNICATION

Auto **AUTO-SETTINGS**
Preset parameters to increase productivity


USB CONNECTIVITY
Easy software update & diagnostics, weld log for quality monitoring

MORE FUNCTIONS & FEATURES

NEW **SPEAKER**
Product operation (adjusting the encoders or pressing the button) and errors signaled by a sound.

NEW **CLOCK & CALENDAR**
Simple welding quality monitoring as weld log data recording on USB.

NEW **NEW ENCODERS**
for more precise adjustment



7" COLOR DISPLAY!



Simple navigation also when using welding gloves

STANDARD USER INTERFACE

User memory programs & welding process change:

- Simple and quick selection by pressing the button of 4 welding programs stored in user memory or 4 welding processes [GMAW, FCAW, SMAW or GTAW]
- LEDs showing the selected process

NEW

**SYNERGIC
Capability**



BASIC SETTINGS SIMPLE IN USE

Quick and easy access to the most commonly used welding parameters:

- **Arc Controls** (depend on the welding program)
- Torch trigger mode **2-step / 4-step**
- Wire Feed Speed **Run-in** function
- **Burn-back** time



Sticker with description of all welding program numbers available.



LF 56D vs LF52 D

Different feeders for different needs



WELDING PROCESSES

	GMAW / FCAW	PULSE	SYNERGIC	SSA/SSP/HPS	MECHAPULSE™	SMAW	GTAW	CAG
LF 56D	✓	✓	✓	✓	✓	✓	✓	✓
LF 52D	✓	✓	✓	✓	-	✓	✓	✓

LF 56D	Functions and features	LF 52D
7" Color TFT	UI type	LED's
✓	Speaker	-
✓	Clock and calendar	-
✓	ARC™FX (work point in A/mm)	-
✓	Display view configuration	-
✓	Auto settings	-
49	Memory / Jobs	[4+4]
✓	Limits	-
✓	Locking function	-
✓	Languages selection	-
✓	USB connectivity	-
✓	Media files (Support)	-
✓	Weld logs / History	-
✓	Cross-switch gun	-
✓	Push-Pull gun	-
✓	A/B procedure	-
✓	Quick trigger	-
✓	Software version	✓
✓	Factory reset	✓
✓	Arc Control	✓
✓	2T/4T Gun mode	✓
✓	Spot welding	✓
✓	Gas purge test	✓
✓	Cold Inch test	✓
✓	Preflow /Postflow time	✓
✓	Run-in WFS	✓
✓	Start procedure	✓
✓	Crater procedure	✓
✓	Burnback time	✓
✓	Hot Start (SMAW)	✓
✓	Arc Force (SMAW)	✓

PERFECT FEEDABILITY

Professional wire feeding system – robust and precise

- 4 individually driven rolls for extremely stable wire feeding for various wire types
- Aluminum housing for a long service life
- Big roll diameter (37 mm) for optimal wire feeding
- Simple, tool-free roll change
- Factory-fitted with rolls for 1,0 mm and 1,2 mm steel and stainless steel



Connection for drum feed (optional adapter).
Less need to change wire spools saves time

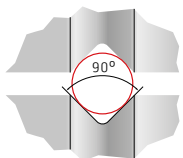

Individually adjustable contact pressure for the front and rear roll pair

Differently set-up for aluminium, steel, stainless steel, braze, flux cored wire

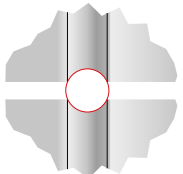
Steel	3-5
Stainless steel	
Braze	
Flux cored	2,5-3,5
Aluminium	1,5-2,5

Wire feeder pressure set-up

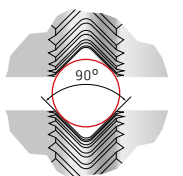
3-5	Steel
	Stainless steel
	Braze
2,5-3,5	Flux cored
1,5-2,5	Aluminium



V-groove for stainless steel, steel



U-groove for aluminium



V-groove, knurled for flux cored wire

Color-coded for wire diameter differentiation



New locking system, quick exchange of roll and wire guides

Simple, tool-free roll change – just few steps

- 1 Unlock the roll fastener
- 2 Unlock pressure arm
- 3 Exchange the roll



RUGGED RELIABILITY

High duty cycle 420A/100%

- High production efficiency
- Digital welding current control
- True HD tested – made for the harsh environmental conditions

Inverter engine technology – ECO Friendly

- Lower power consumption thanks to high efficiency – energy cost saving
- Automatic power-saving modes [standby/shutdown function]
- Generator ready

Lincoln Electric Industrial design – ready to use anywhere

- Double-side fully potted PCB
- Metal made construction
- Protection class IP23
- 5 year full parts and labor warranty*

INDUSTRY LEADING
5-YEAR WARRANTY*



INDUSTRY COMMANDER

Easy maintenance and servicing

Easy access to all components inside
Software update via laptop or USB (LF 56D)

Intelligent F.A.N. (Fan As Needed)
in the inverter

AIRFLOW

Cooling tunnel design
– components arranged to protect against dust and dirt



* Applies to the Speedtec power sources, 3 Years Standard Warranty + 2 Years after registration:
www.lincolnelectric.com/LEExtranet/ProductRegistration/PRExtWarMain.aspx

INVERTER POWER MODULE

Durable tray mounted and potted electronics

Printed circuit boards are environmentally-shielded using Lincoln Electric's engineered encapsulation and protective frame trays.

- PCB board made at the Lincoln Electric Company
- Fully encapsulated with vertical and inverted mounting position
- Capable of surviving the harshest testing conditions
- Double-side fully potted PCB

DOUBLE-SIDE FULLY POTTED PCB

High quality components covered on both sides with a thick layer of silicone to protect against dust and dirt which guaranteeing trouble-free operation and extended service life.

ENERGY COST SAVING INVERTER


Lower power consumption thanks to high efficiency and power-saving modes (Standby and Shutdown).

TRUE WORKHORSE

High productivity due to high duty cycle 420A@100% at 40°C ambient temperature.

FOR ALL CONDITIONS

Fits particularly well in any environment and can be used under all climatic conditions (including rain, snow, heat and dusty) with optimal protection against metallic dust.



EXTENDED SERVICE LIFE

COOLARC® 60

NEW

- High cooling power 1,1kW@25°C
- Reservoir capacity 4,5 l
- Strong pump to support proper cooling (max. pressure 0,47MPa)
- Protection class IP23

LED lights inside reservoir
for better visibility of the coolant level



Coolant filter
keep coolant clean

Simple Connection and Easy Installation

Flow sensor inside
for gun protection

3 Modes of operation available:
AUTO/ON/OFF for better energy savings and extended service life



Additional water connections on the back
(when the intermediate hose package is connected on the back)

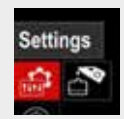


Flow sensor ON-OFF switch
handy during the filling procedure

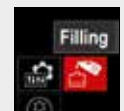
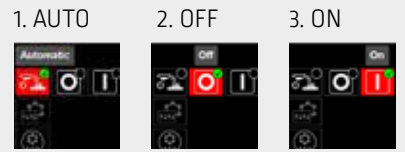
New COOLARC® 60 cooler fully controlled by power source



Cooler menu is available when cooler is connected



Settings
3 Modes of operation available.



Filling procedure
step by step detail filling instruction.

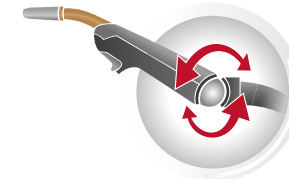


LGS2 MIG GUNS

Simple and reliable, this range is adapted to the most common applications




Wear parts compatible with the most common standard in Europe



Easy pivoting handle



Extra-flexible cable



Extra length rear cable support ensures smooth and consistent wire feeding



Compliant with the European requirement for MIG guns

Choose your gun

Rating calculated using CO₂

- Air cooled
- Water cooled

Series	Size	Rate	330A	350A	420A	500A
LGS2	360G	60%				
	505W	100%				

TO ORDER

3 m	4 m	5 m
W10429-36-3M	W10429-36-4M	W10429-36-5M
W10429-505-3M	W10429-505-4M	W10429-505-5M

MODEL	AIR COOLING		WATER COOLING	
	LGS2-360G		LGS2-505W	
Duty cycle (CO ₂ shielding gas)	330 A @ 60%		500 A @ 100%	
Applications	Vessel manufacture, steel structures		Heavy duty, high production	
Wire diameter	Up to 1,6 mm		Up to 2,4 mm	
Original equipment	Contact tip	1,2 mm	1,2 mm	
	Conical nozzle	16 mm	16 mm	

PUSH-PULL GUNS

Simple set-up, extended functionality



PROMIG PP*



PROMIG PP 341 and 441W

are dedicated to welding of light alloys wires. They come as standard with a 45° neck.



PPLG405WC 8 m



Top Features

High quality rugged linc welding gun built to Lincoln Electric standards.

Product	Item Number	Feature	Cooling	M21	CO ₂
PROMIG PP 341 8 m	W000385861	Pistol, Potentiometer, Plug 19-PIN	Gas	320 A @ 60%	350 A @ 60%
PROMIG PP 441W 8 m	W000385862	Pistol, Standard, Plug 19-PIN	Water	380 A @ 100%	420 A @ 100%
PROMIG PP 441W 8 m	W000385863	Pistol, Potentiometer, Plug 19-PIN	Water	380 A @ 100%	420 A @ 100%
Adapter 19-PIN/12-PIN	W100000031		-		

Product	Item Number	Feature	Cooling	M21	CO ₂
PPLG405WC 8 m	K10413-PPW405-8M	Pistol, Potentiometer, Plug 12-PIN	Water	350 A @ 100%	400 A @ 100%

*PROMIG PP required adapter W100000031

TECHNICAL SPECIFICATION

POWER SOURCES

Product	Item number	Primary voltage	Fuse size (A)	Max. input power (kVA)	Rated output (A) at +40°C		Welding voltage range (V)	Welding current range (A)	Open circuit voltage (peak)	Temperature range		EMC class	Weight (kg)	Dimensions W x L x D (mm)	Protection class
					100%	60%				Operating	Storage				
Speedtec® 400SP	K14258-1	400V/3Ph 50/60Hz ± 15%	25	18,1	420	–	15-45	20-420	65 Vdc	-10°C to +40°C	-25°C to +55°C	A	53,5	625 x 295 x 550	IP23
Speedtec® 500SP	K14259-1		32	25		500		20-500							

WIRE FEEDERS

Product	Item number	Gun connection	Wire feed mechanism	Feed rolls diameter (mm)	WFS (m/min)	Filler wires diameter (mm)				Wire spool weight (max) (kg)	Wire spool diameter (max) (mm)	Maximum shielding gas pressure	Temperature range		EMC class	Weight (kg)	Dimensions W x L x D (mm)	Protection class
						Fe	Ss	Mc/Fc	Al				Operating	Storage				
LF 52D	K14335-1	Euro	4-rolls, All driven, single motor	372	1,5-22	0,8 to 1,6	0,8 to 1,6	0,9 to 1,6	1,0 to 1,6	18	300	0,5 MPa	-10°C to +40°C	-25°C to +55°C	A	17,0	302 x 642 x 516	IP23
LF 56D	K14336-1					17,7												

COOLER

Product	Item number	Cooling power @1l/min	Recommended coolant	Reservoir capacity (l)	Maximum pressure (MPa)	Temperature range		EMC class	Weight (kg)	Dimensions W x L x D (mm)	Protection class
						Operating	Storage				
Coolarc® 60	K14297-1	1,1 kW @+25°C	FREEZCOOL	4,5	0,47	-10°C to +40°C	-25°C to +55°C	A	22	663 x 291 x 224	IP23

CART

Product	Item number	Max. gas cylinder diameter (mm)	Max. gas cylinder height (mm)	Front wheels diameter (mm)	Rear wheels diameter (mm)	Weight (kg)	Dimensions W x L x D (mm)	Other features
Cart 4 wheels	K14298-1	240	1700	125	250	36	534 x 905 x 999	Low gas cylinder entry Rubber bumpers for feet protection 4 lifting eyes for easy transportation

ACCESSORIES

		SPEEDTEC® 400SP	SPEEDTEC® 500SP	LF 52D	LF 56D
		K14258-1	K14259-1	K14335-1	K14336-1
LF 52D	K14335-1	●	●	–	–
LF 56D	K14336-1	●	●	–	–
Coolarc® 60	K14297-1	●	●	–	–
Freezcool 9,6l	W000010167	●	●	–	–
Cart 4-Wheels	K14298-1	●	●	●	●
Output socket connection kit (SP 400SP 500SP)	K14337-1	●	●	–	–
Ground cable 400 A – 70 mm ² – 5 / 10 / 15 m	GRD-400A-70-xM*	●	●	–	–
Ground cable 600 A – 95 mm ² – 5 / 10 m	GRD-600A-95-xM*	●	●	–	–
Cable with electrode holder 400A / 70 mm ² – 5 m	E/H-400A-70-5M	●	●	●	●
FLAIR 600 gouging torch with airflow regulated on the torch	W000010136	●	●	●	●
Intermediate hose package Air					
Cable pack 5-PIN G – 70 mm ² – 1 / 3 / 5 / 10 m	K14198-PG-xM*	●	●	●	●
Cable pack 5-PIN G – 95 mm ² 15 / 20 / 25 / 30 m	K14198-PG-xM*	●	●	●	●
Intermediate hose package Water					
Cable pack 5-PIN W – 95 mm ² – 1 / 3 / 5 / 10 / 15 / 20 / 25 / 30 m	K14199-PGW-xM*	●	●	●	●
LINC GUN™					
LINC GUN™ LGS2 360 G – MIG gun air cooled – 3 / 4 / 5 m	W10429-36-xM*	–	–	●	●
LINC GUN™ LGS2 505 W – MIG gun water cooled – 3 / 4 / 5 m	W10429-505-xM*	–	–	●	●
Push-Pull GUN					
PROMIG PP 341 8M (Potentiometer, gas cooled) **	W000385861	–	–	–	●
PROMIG PP 441W 8M (Standard, water cooled) **	W000385862	–	–	–	●
PROMIG PP 441W 8M (Potentiometer, water cooled) **	W000385863	–	–	–	●
Adapter 19-PIN/12-PIN	W100000031	–	–	–	●
PPLG405WC 8M (Potentiometer, water cooled)	K10413-PPW405-8M	–	–	–	●
Adapter for spool type S300 (300 mm)	K10158	–	–	●	●
Adapter for spool type S300 (300 mm)	K10158-1	–	–	●	●
Adapter for spool S200 (200 mm)	R-1019-125-1/08R	–	–	●	●
Gas flow meter kit	K14175-1	–	–	●	●
Wire Feeder drum quick connector	K14204-1	–	–	●	●
Remote Control 6-PIN, 15 m (require K2909-1 adapter)	K10095-1-15M	–	–	–	●
Adapter 6-PIN/12-PIN	K2909-1	–	–	–	●
Remote MIG Cross-Switch 7 m 12-PIN	K14091-1	–	–	–	●

* x = length (m)

** require adapter W100000031



COOLARC® 60
K14297-1



FREEZCOOL
W000010167



**CART
4-WHEELS**
K14298-1

INTERMEDIATE HOSE PACKAGE

AIR
K14198-PG (1 m)
K14198-PG-xM*

WATER
K14199-PGW (1 m)
K14199-PGW-xM*



ACCESSORIES

Roll Kit for solid wires

Roll Kit 0,6 / 0,8VT FI37 4 rolls (green / blue)	KP14150-V06/08
Roll Kit 0,8 / 1,0VT FI37 4 rolls (blue / red)	KP14150-V08/10
Roll Kit 1,2 / 1,6VT FI37 4 rolls (orange / yellow)	KP14150-V12/16
Roll Kit 1,6 / 2,4VT FI37 4 rolls (yellow / grey)	KP14150-V16/24
Roll Kit 0,9 / 1,1VT FI37 4 rolls	KP14150-V09/11
Roll Kit 1,4 / 2,0VT FI37 4 rolls	KP14150-V14/20

Roll Kit for aluminium wires

Roll Kit 0,6 / 0,8AT FI37 4 rolls (green / blue)	KP14150-U06/08A
Roll Kit 0,8 / 1,0AT FI37 4 rolls (blue / red)	KP14150-U08/10A
Roll Kit 1,0 / 1,2AT FI37 4 rolls (red / orange)	KP14150-U10/12A
Roll Kit 1,2 / 1,6AT FI37 4 rolls (orange / yellow)	KP14150-U12/16A
Roll Kit 1,6 / 2,4AT FI37 4 rolls (yellow / grey)	KP14150-U16/24A

Roll Kit for cored wires

Roll Kit 1,2 / 1,6RT FI37 4 rolls (orange / yellow)	KP14150-V12/16R
Roll Kit 1,4 / 2,0RT FI37 4 rolls	KP14150-V14/20R
Roll Kit 1,6 / 2,4RT FI37 4 rolls (yellow / grey)	KP14150-V16/24R
Roll Kit 0,9 / 1,1RT FI37 4 rolls	KP14150-V09/11R
Roll Kit 1,0 / 1,2RT FI37 4 rolls (- / orange)	KP14150-V10/12R

Wire Guides

Wire Guide Set Blue 0,6-1,6	0744-000-318R
Wire Guide Set Red 1,8-2,8	0744-000-319R
Euro Wire Guide 0,6-1,6	D-1829-066-4R
Euro Wire Guide 1,8-2,8	D-1829-066-5R

Each item contains:

- metal wire guide for Euro socket
- 4 rolls
- plastic wire guide set



CUSTOMER ASSISTANCE POLICY

The business of The Lincoln Electric Company® is manufacturing and selling high quality welding equipment, consumables, and cutting equipment. Our challenge is to meet the needs of our customers and to exceed their expectations. On occasion, purchasers may ask Lincoln Electric for information or advice about their use of our products. Our employees respond to enquiries to the best of their ability based on information provided to them by the customers and the knowledge they may have concerning the application. Our employees, however, are not in a position to verify the information provided or to evaluate the engineering requirements for the particular weldment. Accordingly, Lincoln Electric does not warrant or guarantee or assume any liability with respect to such information or advice. Moreover, the provision of such information or advice does not create, expand, or alter any warranty on our products. Any express or implied warranty that might arise from the information or advice, including any implied warranty of merchantability or any warranty of fitness for any customers' particular purpose is specifically disclaimed.

Lincoln Electric is a responsive manufacturer, but the selection and use of specific products sold by Lincoln Electric is solely within the control of, and remains the sole responsibility of the customer. Many variables beyond the control of Lincoln Electric affect the results obtained in applying these types of fabrication methods and service requirements.

Subject to Change – This information is accurate to the best of our knowledge at the time of printing. Please refer to www.lincolnelectric.eu for any updated information.



www.lincolnelectriceurope.com

