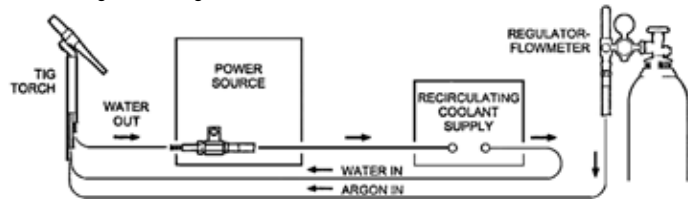


WARRANTY: CK Worldwide, Inc. warrants products manufactured by CK Worldwide, Inc. to be free of defects in materials and workmanship. CK Worldwide, Inc. limits this warranty to replacement of the product or parts thereof and excludes liability for injury, property damage or economic loss attributable to product use or misuse. In any event, CK Worldwide, Inc. will only be responsible for its products when used with accessory items manufactured by CK Worldwide, Inc.

INSTALLATION: Before using this torch, - tighten regulator, hose and power cable fittings with proper wrenches. Using small pliers, securely tighten all knurled hose fittings (Slide the torch handle back for access to the torch connections). Purge the regulator and TIG torch with inert gas at 20 cubic feet per hour. Following these steps will ensure contamination free welds. Repeat this procedure whenever torch or regulator fittings have been detached.

CONNECTION DIAGRAM:

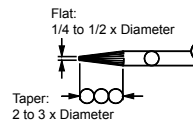


INFORMATION CHART:

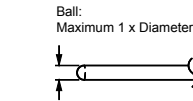
Electrode Diameter in inches (mm)	Cup Size	WELDING CURRENT (AMPS) - TUNGSTEN TYPE				ARGON FLOW - FERROUS METALS		ARGON FLOW - ALUMINUM	
		AC Pure	AC Thoriated	DCSP Pure	DCSP Thoriated	Standard Body (Liters)	Gas Lens Body (Liters)	Standard Body (Liters)	Gas Lens Body (Liters)
.020 (0.50)	4 or 5	5 - 15	5 - 20	5 - 15	5 - 20	5-8 (3-4)	5-8 (3-4)	5-8 (3-4)	5-8 (3-4)
.040 (1.00)	4 or 5	10 - 60	15-80	15 - 70	20 - 80	5-10 (3-5)	5-8 (3-4)	5-12 (3-6)	5-10 (3-5)
1/16 (1.60)	4, 5 or 6	50 - 100	70 - 150	70 - 130	80 - 150	7-12 (4-6)	5-10 (3-5)	8-15 (4-7)	7-12 (4-6)
3/32 (2.40)	6, 7 or 8	100 - 160	140 - 235	150 - 220	150 - 250	10-15 (5-7)	8-10 (4-5)	10-20 (5-10)	10-15 (5-7)
1/8 (3.20)	7, 8 or 10	150 - 210	220 - 325	220 - 330	240 - 350	10-18 (5-9)	8-12 (4-6)	12-25 (6-12)	10-20 (5-10)
5/32 (4.00)	8 or 10	200 - 275	300 - 425	375 - 475	400 - 500	15-25 (7-12)	10-15 (5-7)	15-30 (7-14)	12-25 (6-12)
3/16 (4.80)	8 or 10	250 - 350	400 - 525	475-800	475-800	20-35 (10-17)	12-25 (6-12)	25-40 (12-19)	15-30 (7-14)
1/4 (6.40)	10	325 - 700	500 - 700	750 - 1000	700 - 1100	25-50 (12-24)	20-35 (10-17)	30-55 (14-26)	25-45 (12-21)

TUNGSTEN PREPARATION:

END PREPARATION: DCSP (EN)
General Purpose:

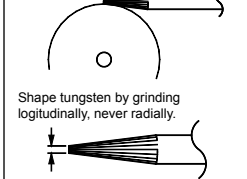


ACHF
General Purpose:



Ball tip by arcing on clean metal at low current DCRP (EP) then slowly increase current to form the desired ball diameter.

GRINDING PREPARATION:
Use a 60 Grit or finer aluminum oxide wheel



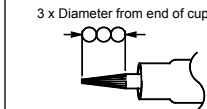
Shape tungsten by grinding longitudinally, never radially.

Remove sharp point to leave a truncated point with a flat spot. Diameter of flat spot determines amperage.

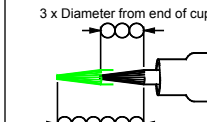


The included angle determines weld bead shape and size. Generally, as the included angle increases, penetration increases and bead width decreases.

EXTENSION INSTRUCTION: STANDARD PARTS
General Purpose:



GAS LENS PARTS
General Purpose:



Maximum extension: 6 x Diameter from end of cup. (In draft - free areas)

CAUTION: Personal harm will result from touching the hot parts of a TIG torch without insulative protection, or from looking directly or indirectly at an arc or reflected arc. At no time should bare skin be exposed to a welding arc.



TIG TORCH MANUAL



CK18 & CK18V RIGID

TECHNICAL INFORMATION

RATING @ 100% DUTY CYCLE: 350 AMP ACHF OR DCSP
COOLING METHOD: WATER COOLED

ACCESSORY ITEMS REQUIRED FOR COMPLETE INSTALLATION:

HEAD ACCESSORIES: 3 SERIES HEAD ACCESSORIES
POWER CABLE ADAPTOR: 45V11 (2PCA)

MODEL SELECTOR - TORCH PACKAGES

HEAD STYLE	CABLE STYLE	CABLE LENGTH	STANDARD CABLE	SUPERFLEX CABLE
Rigid Head - w/o valve	3 Piece	12-1/2 ft. (3.8 m)	CK18-12	CK18-12SF
		25 ft. (7.6 m)	CK18-25	CK18-25SF
Rigid Head - w/ valve	3 Piece	12-1/2 ft. (3.8 m)	CK18V-12	CK18V-12SF
		25 ft. (7.6 m)	CK18V-25	CK18V-25SF

IMPORTANT !!
READ AND UNDERSTAND THE INFORMATION CONTAINED IN THIS MANUAL BEFORE OPERATING THE EQUIPMENT !

