

/ Perfect Welding / Solar Energy / Perfect Charging



Accessories

Fronius International GmbH

Froniusplatz 1

4600 Wels

VIZOR CONNECT VIZOR AIR/3 CONNECT



OUR VISION / OUR GOAL



Our vision

.....
was to develop a welding helmet that can be controlled directly by a Fronius power source via Bluetooth® connection.

The result

.....
a technological innovation. Thanks to the fully integrated Bluetooth® Low Energy solution, the welding helmet is dimmed by the welding machine before the arc is ignited.

Our goal

.....
is to further develop this technology, to allow the welder a new world of comfort. The welding helmet will do more in the future than just provide protection. The Vzor Connect is only the first step.

LET`S GET „CONNECT“ED – VIZOR CONNECT OVERVIEW



„connect“ Bluetooth®

Complete protection against arc eye with innovative Bluetooth® technology (pre-darkening)

True Colour view

A specially developed UV/IR filter allows the realistic colour perception



Panorama field of view

The nose-cut-technology offers a free view of the workpiece



Autopilot

Detection of the arc brightness and fully automated shade level adjustment from 5 to 12



Power technology

Lithium-polymer battery can be charged via USB-C cable, supported by solar cells



Shade Level 2.5

Shade level 2.5 in passive mode



Grind mode

Grind-Button = Bluetooth® Search



VIZOR CONNECT – IN DETAIL

/ 0,00 sec switching time

/ Thanks to the Bluetooth® technology the welding helmet gets dimmed before the arc is ignited. The auto darkening filter (ADF) remains reliably dark even at a very low current and in predicament situations.

/ Advantages of the technology:

- / No annoying flash of light at the moment of arc ignition
- / No unintentional darkening or opening of the ADF due to difficult ambient light conditions such as hall lighting, sunlight, light reflections
- / Reliable darkening in every welding position (predicaments)



VIZOR CONNECT – IN DETAIL

/ „connect“ or „not connect“ – it’s your choice

/ With inactive Bluetooth® function, the welding helmet works with 5 light sensors (sensor mode)

/ „connect“ Bluetooth® technology

/ Grind-Mode button as On/Off switch for the connect-mode

/ In the off-position the welding helmet works conventional (no LED flashing)

/ In the on-position, the welding helmet works via wireless control over a power source (after successful pairing LED lights blue)


/ „Connect“ is compatible with

/ TPS 320i C / TPS 320i / TPS 400i / TPS 500i / TPS 600i
from serial number 29200502 and 4,067,101 NFC/BLE/WIFI24 Inside
(Firmware Version 2.0.1)

/ MW 230i / TT 230i from the beginning (Firmware Version 1.5.0)



VIZOR CONNECT – IN DETAIL



- Autopilot inactive: Protection level adjustable from 7-12
- Autopilot active: Protection level 5-12 (Protection level correction from -2 to +2 possible)
- Tack/Delay/Twilight – Opening time continuously adjustable from 0,1-2,0s
- Sensitivity (sensor mode only / Bluetooth® inactive)

VIZOR CONNECT PAIRING WITH POWER SOURCE

1.) START



Turn on the Bluetooth® mode by pressing the side button **START** (blue LED flashes)

2.) SELECT



Menu item presettings:
▶ Network ▶ Bluetooth®
▶ Configure devices
SELECT
The Vizer Connect now appears in the list of available Bluetooth® devices

3.) CONFIRM



Then select the Vizer Connect and you will be asked to pair your device confirm with **YES**

Compare the MAC address on the label inside the helmet with the MAC address on the welding machine.

4.) PAIRED



Now the Vizer Connect is **PAIRED** with the power source (blue LED shines continuously)

THE PERFECT VIEW – BRIGHTER SHADE LEVEL

Shade level 4.0



Display of a standard welding helmet with protection level 4.0 passiv mode

Shade level 2.5



Display of the Vizor Connect with protection level 2.5 passive mode

- / More safety
- / More comfort
- / More efficiency

THE PERFECT VIEW – BIGGER FIELD VIEW

Panorama field view




Panorama field view of the Vizion Connect

/ Thanks to the nose cut, depending on the headband setting 2,3 up to 6,3 times more viewing area than a 100x50 mm standard industrial cartridge.

Industrial standard cartridge (100x50mm)



Field view of a standard welding helmet and a industrial standard cartridge (100x50mm)



TECHNICAL DATA

VIZOR CONNECT

Field of view	Thanks to the nose cut, depending on the headband setting 2,3 up to 6,3 times more viewing area than a 100x50 mm standard industrial cartridge.			
Shade level	Autopilot: 2.5 (passiv mode) 5 < 12 (active mode) Autopilot inactive: 2.5 (passiv mode) 7 – 12 (active mode)			
Eye protection	Ultraviolet-/infrared-protection: maximum at any shade setting			
Switching time - light to dark	Bluetooth® Mode activated: The auto darkening filter (ADF) gets dimmed before the arc is ignited		Sensor Mode (Bluetooth® turned off): 0,090 ms (23°C / 73°F) 0,070 ms (55°C / 131°F)	
Switching time - dark to light	0,1 – 2,0 s (twilight function)			
Classification (EN379)	Optical: 1	Scattered light: 1	Homogeneity: 1	Angular dependence: 2
Power supply	Lithium-Polymer-battery rechargeable with USB-C Kabel, supported by solar cells			
Charging time	approx. 3 hours			
Operating time in Bluetooth® mode	approx. 40 hours			
Weight	0,55 kg / 1,21 lb			

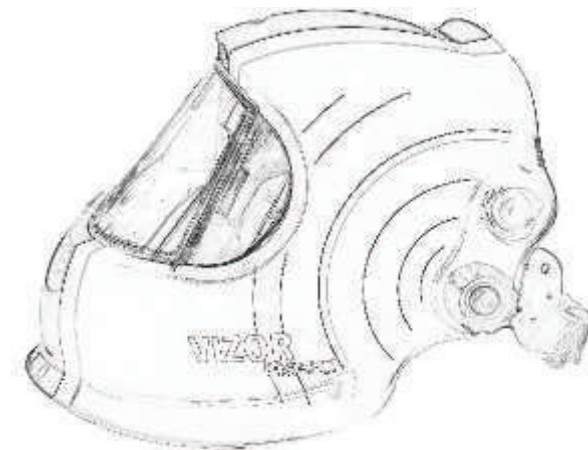
VIZOR SERIES PRODUCT COMPARISON

	Vizor Connect	Vizor 4000 Professional	Vizor 4000 Plus
Classification (EN379)	1/1/1/2	1/1/1/1	1/1/1/2
Passive mode	2.5	4	2.5
Shade levels	5-12 (auto) or 7-12 (man.)	two steps: 5-9 and 9-13	8-12
Field of view	Panorama 58x125mm	50x100mm	50x100mm
Weight	550g	500g	482g
Bluetooth® Low Energy Technology	✓	✗	✗
Sensor mode	✓	✓	✓
Solar cells	✓	✓	✓
Exchangeable batteries	✗	✓	✓
Rechargeable power pack	✓	✗	✗
Auto Pilot (automated shade level adjustment)	✓	✓	✗
True Colour LCD	✓	✓	✓
Sensor slider	✗	✓	✓
Delay-function (delay the ADF from opening)	✓	✓	✓
Adjustable Sensitivity	✓	✓	✓
Grind Mode	✓	✓	✓

APPLICATION RANGE

- / MMA Electrode welding
- / MIG/MAG/TIG
- / GMAW high melting rate process
- / Flux cored welding
- / Plasma (cutting / welding)
- / Micro plasma arc welding
- / Oxy-gas welding
- / Grinding in grind mode


- / **Prohibited** for laser welding



VIZOR AIR/3 CONNECT



AIR FLOW THROUGH THE AIR/3-SYSTEM



ARGUMENTS FOR THE VIZOR AIR/3 CONNECT

/ TH3 certified:

/ The complete system is certified in TH3 (EN12941)



/ Operating time:

/ Longer operating time through the Lithium-Ionen technology



/ No filter & clogging filter - detection:

/ The Vizor Air/3 respirator system detects, if the main filter is missing or clogging



/ Three airflow levels:

/ The Vizor Air/3 filter provides three different airflow-levels (150 nl/min – 200 nl/min – 250 nl/min)



/ Optional „Ergo“ Harness

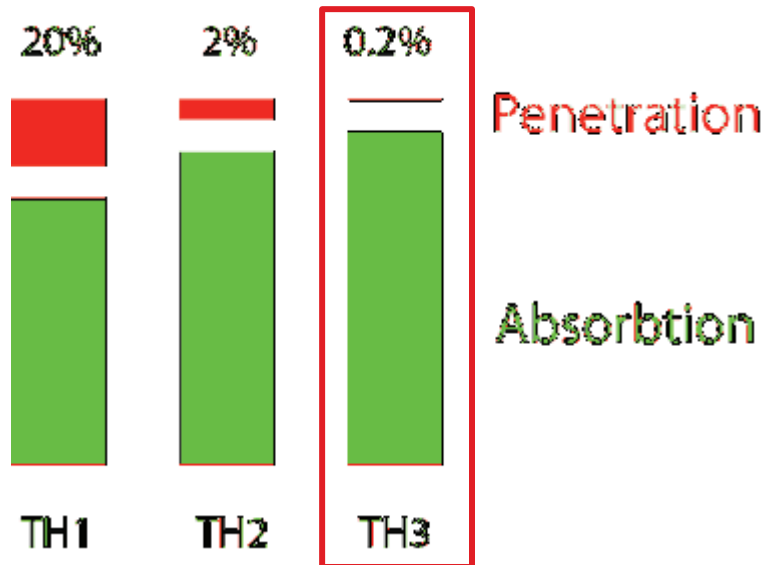
/ 4-point shoulder carrying system to ensure even weight distribution



/ Perfect Air-distribution system in the welding helmet

/ The Air-distribution system distribute the air flow optionally between „mouth“ and „forehead“

VIZOR AIR/3 POWERED AIR PURIFYING RESPIRATOR



Highest filter quality TH3P

/ More than 99.8% of particles are filtered out

Battery operating time

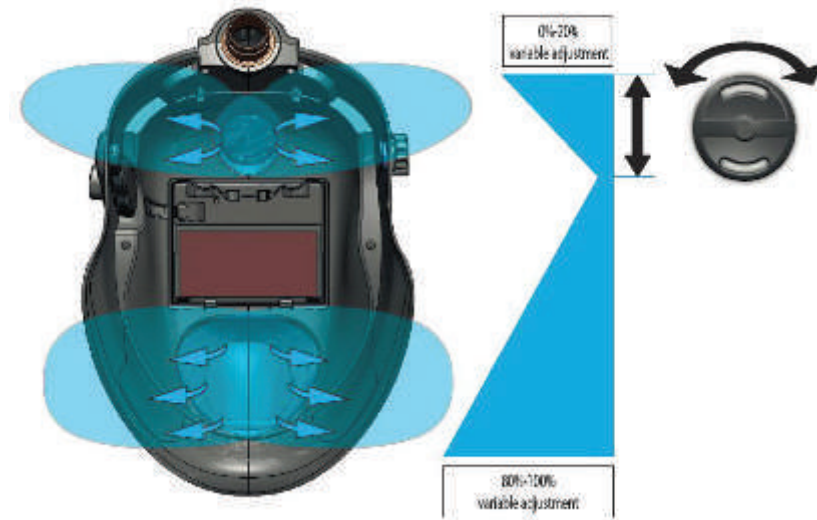
/ Longlife batterie: Operating time up to 20 h

/ Longlife batterie is included in all sets



AIR/3-SYSTEM TECHNICAL DETAILS

VIZOR AIR/3 FILTER	
Flow rates	
Level 1:	min. 150 nl/min
Level 2:	min. 200 nl/min
Level 3:	min. 250 nl/min
Filter	TH3P R SL Filter für TH3P System (EU)
Battery (Long life)	
- Voltage/ capacity	14,8V / 5,0 Ah
- Charging cycles	> 500
- Charging time	ca. 8h
Noise level	max. 70 dB(A)
Total weight	1945 g (without the helmet)
Norm	EN 12941:1998 TH3
Certificate	CE



/ Air distribution in the helmet

- / The unique air distribution inside the welding helmet creates a comfortable working environment.
- / This system also provides pleasant cooling for the welder.

VIZOR CONNECT PRODUCTPORTFOLIO

Part number	Part description	Info
42,0510,0312	Vizor Connect	Helmet
42,0510,0344	Vizor Air/3 fresh-air helmet Connect	Air/3 helmet
42,0510,0313	Vizor Air/3 Connect	Air/3 system
42,0510,0314	Vizor Air/3 Ergo Connect	Air/3 system incl. shoulder strap
42,0510,0317	Front cover lens Vizor Connect (5 pcs. per set)	Spare part
42,0510,0315	Inside cover lens Vizor Connect (5 pcs. per set)	Spare part
42,0510,0322	Inside cover lens Vizor Connect 1,00 Diopter	Optional accessories
42,0510,0323	Inside cover lens Vizor Connect 1,50 Diopter	Optional accessories
42,0510,0324	Inside cover lens Vizor Connect 2,00 Diopter	Optional accessories
42,0510,0325	Inside cover lens Vizor Connect 2,50 Diopter	Optional accessories
42,0510,0336	Inside cover lens Vizor Connect; shade level 1,0 (5 pcs. per set)	Optional accessories
42,0510,0345	Inside cover lens Vizor Connect; shade level 2,0 (5 pcs. per set)	Optional accessories
42,0510,0326	Head band complete Vizor Connect	Spare part
42,0510,0018	Head band Vizor / Fazor (2 pcs. per set)	Spare part
42,0510,0200	Comfort band (2 pcs. per set)	Spare part
42,0510,0321	Vizor Air/3 Connect face seal	Spare part
42,0510,0327	USB-C cable Vizor Connect	Spare part
42,0510,0329	USB-C cover Vizor Connect (2 pcs. per set)	Spare part
42,0510,0328	Nose guard pad Vizor Connect (2 pcs. per set)	Optional accessories

/ Perfect Welding / Solar Energy / Perfect Charging



All information is without guarantee in spite of careful editing - liability excluded.

Intellectual property and copyright: all rights reserved. Copyright law and other laws protecting intellectual property apply to the content of this presentation and the documentation enclosed (including texts, pictures, graphics, animations etc.) unless expressly indicated otherwise. It is not permitted to use, copy or alter the content of this presentation for private or commercial purposes without explicit consent of Fronius.