

MIG/MAG welding torches

Unleash your
welding potential

For manual welding applications

The right welding torch

for every application



Perfectly cooled and robust

From difficult to access components to remote job sites, welding torches from Fronius are designed to cover an extremely broad range of applications. Hosepacks up to 15 meters long and torch bodies of different lengths and angles make life easier for every welder, not to mention the remote control in the handle on certain models. Welders can count on the flexibility they need with Fronius – guaranteed.

Your benefits



Long wearing
part lifetimes

Each wearing part is designed and manufactured to deliver the longest service life and for optimal heat dissipation. For example, a high-quality copper alloy (CuCrZr) is used for the contact tips in order to extend their service life.



Long service life

Top-quality components maximize the service life of the welding torch. Outer tubes for the torch body made from stainless steel, high-quality hosepack components, power cables with maximum flexibility and a larger-dimensioned copper cross-section all ensure longer-lasting welding tools.



Repairable

Despite the long service life of Fronius welding torches, faulty parts can be easily swapped out and repaired. A comprehensive range of roughly 40 replaceable spare parts on water-cooled manual welding torches allows sustainable management of your equipment pool.



Flexible

The MultiLock System leaves you with a wide choice of over 80 different torch bodies of different lengths and angles, affording the welder even greater flexibility. Torch bodies can also be produced to customer-specific requirements at lengths of up to 1.2 m and angles from 0-90°.

Comfortable welding

Protection against fatigue and a secure, non-slip grip are all guaranteed by the ergonomically designed handles of the welding torches. The ball joint and extremely flexible hosepack also make handling easier, especially when the welding locations are difficult to access.

JobMaster



All welding parameters at a glance: JobMaster welding torches have an integrated remote control with color display in the handle. This allows users to view and adjust stored jobs or parameters such as welding power and wire speed.

Up/Down



For continuous regulation of the welding power directly on the welding torch.

- Perfectly optimized:
Ergonomic handle, balanced
- Strain-relieving: more flexible, rotatable rubber anti-kink protection with ball joint for better handling.
- Greater comfort and control thanks to an LED light on the handle, the welding torches can also be used in dark environments.

Welding fume

extract



Flexible, continuously adjustable nozzle setting

- Exceptional accessibility: Position of the extraction nozzle can be perfectly adjusted to suit the welding process.
- The closer the extraction nozzle to the welding position, the more fumes are extracted.

360° rotatable extraction duct

Extraction duct elbow piece may be used as a heat shield



Welding fumes can be harmful to health, which is why Fronius believes in extracting the welding fumes directly at the point of origin – the welding torch. Thanks to fume extraction torches, the welder and their wider working environment are effectively protected against harmful emissions.



Exento extraction kit

- Compatible with every Fronius MIG/MAG welding torch – including the PushPull variants
- Special geometry of the extraction nozzle for optimal fume capture without affecting the gas shield
- Up/Down and JobMaster possible
- Continuously adjustable extraction nozzle
- LED light function may still be used, depending on the position of the extraction duct



Exento fume extraction torch

High-performance and pinpoint extraction: Exento fume extraction torches are the perfect complement to Exento HighVac systems. They meet the requirements of standard DIN EN ISO 21904-1 Health and safety in welding and allied processes.

- Five different power categories:
3x air-cooled and 2x water-cooled
- Extraction capacity controlled directly on the handle
- Four different user interfaces available:
Up/Down, JobMaster, potentiometer, top torch trigger
- LED light for welding in dark environments as well as for quality control
- 1.3 m leather protection tube directly on the handle for perfect protection against high temperatures and welding spatter
- Quick tester of the extraction capacity directly at the suction nozzle

Exceptional accessibility

With a range of different torch bodies available, the perfect combination of angle and length can be selected for components with challenging geometries.



Compact torch body MTB 330i

This extra-small torch body allows for exceptional accessibility even in the smallest of spaces. Gas-cooled or water-cooled versions available.



More than 70 gas nozzles

With more than 70 gas nozzles, the right geometry is available for every welding application.



Flex Neck flexible torch bodies

- The angle of the torch body can be easily set by hand.
- Gas-cooled torch bodies can be bent up to 1000 times; water-cooled versions up to 600 times.




Every angle every length

Different torch body geometries provide maximum flexibility in the face of challenging components.



MultiLock patented interface

- The torch body can be turned through 360° to permit the greatest possible welding flexibility on components with challenging geometries.
- The 0° position is fixed by an anti-twist device.
- Integrated water stop: prevents water from escaping when the torch body is removed.



The welding torch in detail



FSC

- The Fronius System Connector is a central connection point for all media
- Simple and secure connection of the hosepack to the wirefeeder in under 10 seconds – without any tools




Inner liner clamping piece

- With seal for gas-saving of approx. 4%
- The wire diameter is indicated by the colors



EURO central connection

- Optional for welding systems from other manufacturers or F/F++ for TPS power sources



System design

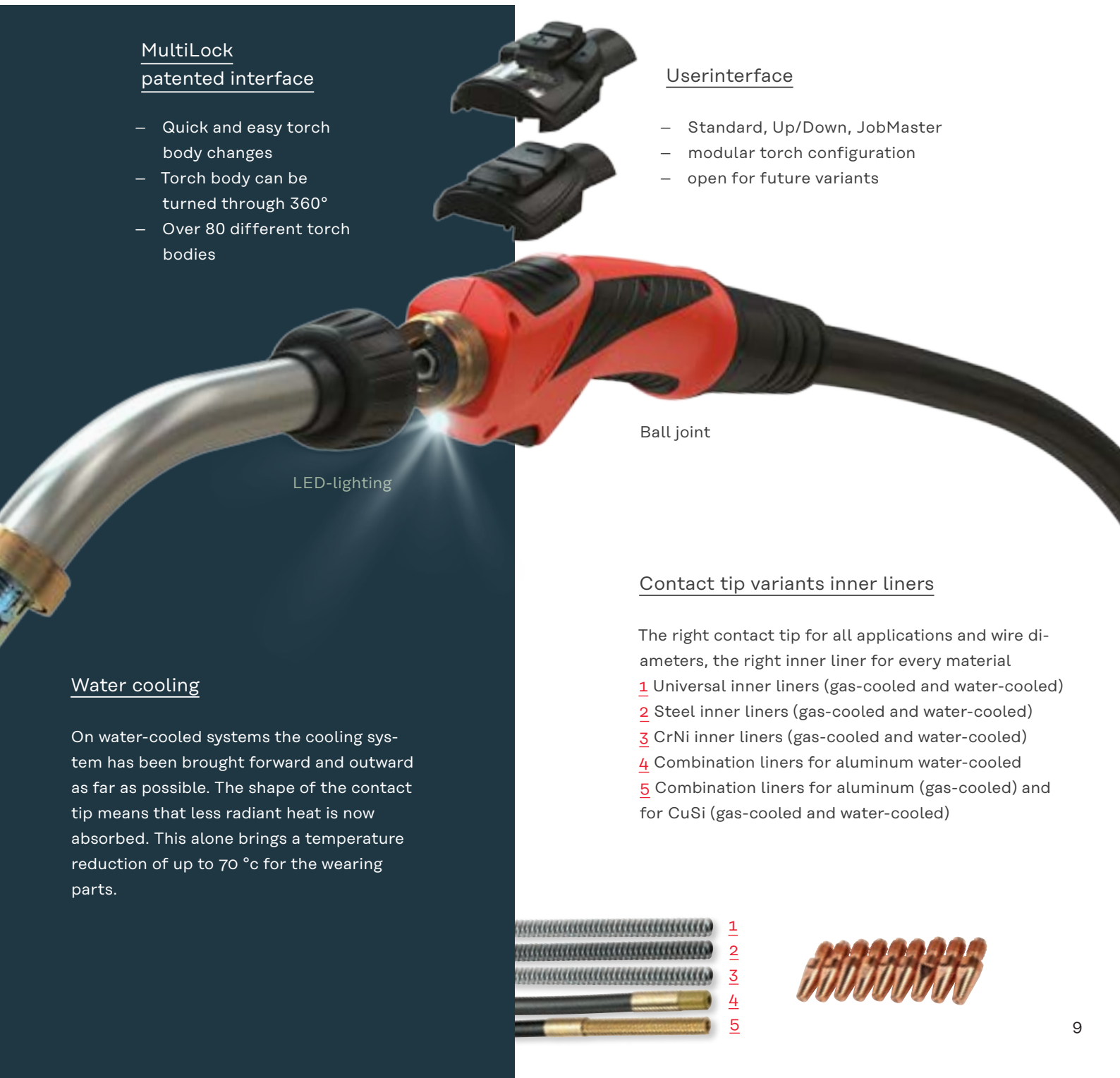
The MIG/MAG welding torches deliver the best outcomes in gas-cooled and water-cooled applications. Wearing parts and torch components are perfectly matched to the welding power. The cooling system has been optimized, the handling has been simplified, and comfort has been improved, resulting in maximum precision and maximum service lives.

MultiLock patented interface

- Quick and easy torch body changes
- Torch body can be turned through 360°
- Over 80 different torch bodies

Userinterface

- Standard, Up/Down, JobMaster
- modular torch configuration
- open for future variants



LED-lighting

Ball joint

Contact tip variants inner liners

The right contact tip for all applications and wire diameters, the right inner liner for every material

- 1 Universal inner liners (gas-cooled and water-cooled)
- 2 Steel inner liners (gas-cooled and water-cooled)
- 3 CrNi inner liners (gas-cooled and water-cooled)
- 4 Combination liners for aluminum water-cooled
- 5 Combination liners for aluminum (gas-cooled) and for CuSi (gas-cooled and water-cooled)

Water cooling

On water-cooled systems the cooling system has been brought forward and outward as far as possible. The shape of the contact tip means that less radiant heat is now absorbed. This alone brings a temperature reduction of up to 70 °c for the wearing parts.





Welding torch MTG gas-cooled	Welding torch MTW water-cooled
MTG 250i 250 A 40% D.C.	MTW 250i 250 A 100% D.C.
MTG 320i 320 A 40% D.C.	MTW 400i 400 A 100% D.C.
MTG 400i 400 A 40% D.C.	MTW 500i 500 A 100% D.C.
MTG 550i 550 A 30% D.C.	MTW 700i 700 A 100% D.C.


MultiLock welding torches

The MultiLock welding torches can be fitted with different torch bodies and are available as gas-cooled or water-cooled versions. Different angles and lengths ensure maximum flexibility.



MultiLock hosepacks	
gas-cooled	water-cooled
MHP 250i G ML 250 A 40% D.C.	MHP 500i W ML 500 A 100% D.C.
MHP 400i G ML 400 A 40% D.C.	MHP 700i W ML 700 A 100% D.C.
MHP 550i G ML 550 A 30% D.C.	

All technical data apply for both CO₂ (C1 EN 439) and for mixed gas (M21 EN 439). This product meets the requirements set out in standard IEC 60974-7/- 10 CI. A



Overview

MIG/MAG welding torches



MultiLock torch body	
gas-cooled	water-cooled
MTB 200i G flex 200 A 40% D.C.	MTB 250i W 250 A 100% D.C.
MTB 250i G 250 A 40% D.C.	MTB 330i W 330 A 100% D.C.
MTB 320i G 320 A 40% D.C.	MTB 330i W flex 330 A 100% D.C.
MTB 330i G 330 A 40% D.C.	MTB 400i W 400 A 100% D.C.
MTB 360i G flex 360 A 40% D.C.	MTB 400i W flex 400 A 100% D.C.
MTB 400i G 400 A 40% D.C.	MTB 500i W 500 A 100% D.C.
MTB 550i G 550 A 30% D.C.	MTB 700i W 700 A 100% D.C.



Exento extraction torches	
gas-cooled	water-cooled
MTG 250i Exento 250 A 40% D.C.	MTW 300i Exento 300 A 100% D.C.
MTG 320i Exento 320 A 40% D.C.	MTW 500i Exento 500 A 40% D.C.
MTG 400i Exento 400 A 40% D.C.	

Exento extraction torches meet the requirements of the DIN EN ISO 21904-1 standard Occupational health and safety in welding and allied processes.



WF 25i Flexdrive for TPS/i and iWave

- Small and portable intermediate drive between wirefeeder and welding torch
- Extended radius of action: up to 25 m distance between main wirefeeder and welding point
- Can be combined with all Push manual welding torches of the TPS/i generation in Standard, UpDown, or JobMaster version

WF25i FlexDrive 2R/G/W	
gas-cooled	water-cooled
400 A 40% D.C.	320 A 100% D.C.

MTG US-Style (gas-cooled)	
Ergo Handle	Straight Handle
MTG 320i US-Style 320 A 40% D.C.	MTG 320i US-Style 320 A 40% D.C.
MTG 400i US-Style 400 A 40% D.C.	MTG 400i US-Style 400 A 40% D.C.
MTG 500i US-Style 500 A 30% D.C.	MTG 500i US-Style 500 A 30% D.C.



PushPull welding torches



PullMig CMT

This welding torch was specially developed for the CMT welding process. The highly dynamic drive motor enables the high process stability of CMT.

PullMig CMT	
gas-cooled	water-cooled
MHP 280i GPM CMT 180 A 40% D.C. (CMT process)	MHP 400i W PM CMT 280 A 100% D.C. (CMT process)
280 A 40% D.C. (default process)	400 A 100% D.C. (default process)



PullMig

At a working height of 1 meter, the PullMig welding torch weighs just 1.6 kg and is therefore 30% lighter than comparable models. Its compact design means there is barely any size difference to conventional welding torches. The PullMig is a favorite for aluminum applications and where long hosepacks are required (up to 15 m) – situations in which a reliable and precise wirefeed is essential.

PullMig	
gas-cooled	water-cooled
MHP 280i PullMig G 280 A 40% D.C.	MHP 320i PullMig W 320 A 100% D.C.

Ergo Handle
MGT US-Style

Straight Handle
MGT US-Style



Pistol grip

The pistol grip can be easily retrofitted.



Operation with potentiometer

The power can be set using the control dial.



Heat shield

Rotatable heat shield to protect against radiant heat and welding spatter.



Top torch trigger

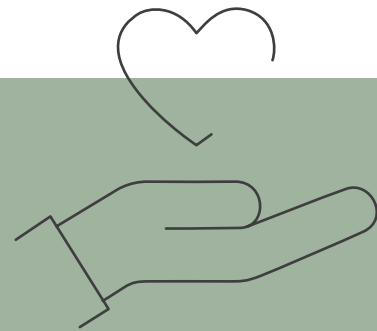
The welding process can be conveniently started and stopped from above.



Torch trigger extension

The button extension allows a more flexible grip posture.

Ergonomics and heat protection



Fronius Canada Ltd.

2875 Argentia Road, Units 4,5 & 6
Mississauga, ON L5N 8G6
Canada
T +1 905 288-21 00
F +1 905 288-21 01
sales.canada@fronius.com
www.fronius.ca

Fronius USA LLC

6797 Fronius Drive
Portage, IN 46368
USA
T +1 877 FRONIUS
sales.usa@fronius.com
www.fronius-usa.com

Fronius UK Limited

Maidstone Road, Kingston
Milton Keynes, MK10 0BD
United Kingdom
T +44 1908 512 300
info-uk@fronius.com
www.fronius.co.uk

Fronius International GmbH

Froniusplatz 1
4600 Wels
Austria
T +43 7242 241-0
F +43 7242 241-95 39 40
sales@fronius.com
www.fronius.com