



**WORLDWIDE**



**THE STANDARD  
IN TIG WELDING**

**PRODUCT CATALOG**



FORM 4500 FEB. 2019

Toll Free: (800) 426.0877 [www.CKWORLDWIDE.com](http://www.CKWORLDWIDE.com)





Our standard line of TIG torches are high-quality adaptations of the industry classic torches, made by The Linde Group, such as the 9, 17, 18, 20, 24, and 26 styles. These torches are some of the most widely used in the world and come with CK-exclusive features designed over our 50 years in the welding industry.



MasterTIG torches are the highest quality TIG torches available on the market as they include the most cutting-edge designs created by CK Worldwide. These torches were specifically designed to be smaller, lighter, and more compact than our standard line while providing technical advantages that can't be matched.



The UltraTIG series torches are a combination of the best innovations created by CK since 1967 to deliver the ultimate TIG welding experience. These torch packages feature a MasterTIG torch, a newly-designed textured torch handle with strain relief, Steady-Grip™ pistol-grip, Super-Flex™ cables, leather hose cover, and quick disconnects. Complete with an accessory kit including our exclusive standard Gas Saver™ kit.



# CONTENTS

## ULTRATIG TORCHES

Gas Cooled .....	6–7
Water Cooled .....	8–9

## STANDARD TIG TORCHES

Gas Cooled .....	10–13
Water Cooled .....	14–17

## PROFESSIONAL TIG OUTFIT (PTO)..... 17

## MASTERTIG SERIES TORCHES

MasterTIG Technology & Innovations.....	18
---	----

## MICRO TORCH .....

Gas Cooled .....	20–23
Water Cooled.....	24–28

## OZMO & Cut-Down GTAW Torches..... 29

## AIRCO TORCHES Gas-Cooled & Water-Cooled .....

Phenolic Torches .....	31
------------------------	----

## GAS SAVER KITS

2 Series, 3 Series, Stubby & Large Diameter .....	32–33
---	-------

## COLD WIRE FEED

Cold Wire Feed Unit.....	34
Cold Wire Torches Hand Held .....	35
Cold Wire Torches Machine Mounted.....	36
Cold Wire Conduits / Extension Bracket.....	37

## MACHINE TORCHES

Robotic Torches .....	38
Barrel Front & Back Loading .....	39

## REMOTE AMPERAGE CONTROLS

Steady-Grip™ Trigger Control .....	40
Rotary Amperage Control.....	41
Linear Amperage Control .....	42
Wheel Amperage Control .....	43

## ELECTRIC SWITCHES..... 44

## DINSE/SAFE-LOC CONNECTORS

Dinse Gas-Cooled, Water-Cooled.....	45–46
Tweco / Cam-Lock.....	47

## CABLE ACCESSORIES

Cable Extensions .....	48
Cable Extensions / Hose Covers .....	49
Power Cable Adapters.....	50

## CABLES / HOSES

Cable / Hose Types .....	51
Gas Cooled Cables / Hoses <i>All Models</i> .....	52–53
Water Cooled Cables / Hoses <i>All Models</i> .....	54–55
Airco Power Cables / Hoses .....	56
Machine Torch Power Cables / Hoses.....	57

## MT200-AC/DC TIG WELDING SYSTEM .....

## PURGE CHAMBER..... 60

## ARGON HOSE / REGULATORS / GAS FLOW TESTER..... 61

## WEDGE COLLET / TORCH HOLDER .....

## PURGE CUPS & TRAILING SHIELDS..... 63

## ELECTRONIC WELDING HELMET .....

## TUNGSTEN

Electrode Grinder Turbo-Sharp® X.....	65
Selection Guide / Stick-Out Gauge .....	66–67

## TORCH ACCESSORIES & PARTS

Super Cups <i>2 Series &amp; 3 Series</i> .....	68–69
<i>2 Series 9 / 20 &amp; Gas Saver 9 / 20</i> .....	70
<i>3 Series 17 / 18 / 26</i> .....	71
<i>3 Series Gas Saver 17 / 18 / 26</i> .....	72
<i>4 Series Stubby 17 / 18 / 26</i> .....	72
<i>51 Series CK510</i> .....	73
<i>8 Series 24 / 24W</i> .....	73
<i>OZMO &amp; CUT-DOWN 24 / 24W / 80 / 90 / 180</i> .....	73
<i>Micro Torch MR70 / MR140</i> .....	74
<i>Standard Machine Series</i> .....	74
<i>AIRCO A2 Series 10 / 20</i> .....	75
<i>AIRCO A3 Series 16 / 35</i> .....	75
<i>Accessory Kits</i> .....	76–77
<i>Flex-Loc Series FL130 / FL150 / FL230 / FL250</i> .....	78
<i>Replacement Torch Heads &amp; Handles</i> .....	79



Need technical information? Call or email to request a copy of our Technical Guide (Form 116)

MT200-AC/DC TIG Welding System  
Precision welding in a conveniently packaged system, see pages 58 & 59.



CONNECT WITH US ON:



PHONE: (253) 854.5820 | FAX: (253) 939.1746

Front Cover Image: Nick Mishler, Mishler Made Fab





**CK Worldwide  
Premium TIG Torch**

Available Options:

- Flex-Loc™
- Trim-Line™
- CK230



**Exclusive Gas Saver™  
Accessory Kit Included**

**Textured  
Torch Handle**

Designed for  
maximum dexterity

**Removable Steady-Grip™  
Ergonomic Handle**

Adjustable "pistol-grip" for extreme  
control and stability





# DELIVERING THE ULTIMATE IN TIG WELDING PERFORMANCE

ENGINEERED AND BUILT IN THE USA BY CK WORLDWIDE:  
**THE STANDARD IN TIG WELDING**

ULTRATIG  
TORCHES

## Ball Strain Relief

Articulating strain relief for tight angles and to prevent cable pinching

## Leather Hose Cover

Protects hoses from dirt, grime, and other cable-fouling issues



## Super-Flex™ Cables

The ORIGINAL and most flexible nylon over-braided cables on the market

## Water and Gas Hose Quick Disconnects

Quickly adjust your torch setup, or switch machines with these water and gas quick disconnects

**MADE IN THE U.S.A.**







30 AMP

# USFL130

GAS COOLED  
130 amp ACHF or DCSP @ 100%  
2 Series Head Accessories

## USFL130 | FLEX-LOC™

HEAD STYLE	CABLE	CABLE LENGTH	SUPER-FLEX #	SPECIFICATIONS
FLEX-LOC FL130 FL2L	SUPER -FLEX	12.5 ft. (3.8m)	USFL1312SF	8-5/8" (21.9cm) 5-1/4 oz (150gm)
		25 ft. (7.6m)	USFL1325SF	

PARTS CONSUMABLES 70 / TORCH 78 / CABLES 53 / ADAPTER/DINSE 45-47 & 50

*Note: Measured from heatshield to back of handle, does not include cable or consumable/ accessory weight.*



360° HEAD ROTATION



- KIT INCLUDES:
- Textured torch handle
  - Steady-Grip™ ergonomic handle
  - Ball strain relief
  - Super-Flex™ cable
  - Leather hose cover
  - ULT-FL accessory kit complete with Gas Saver™ parts

GAS COOLED

150 AMP

# USFL150

GAS COOLED  
150 amp ACHF  
or DCSP @ 100%  
3 Series Head Accessories

## USFL150 | FLEX-LOC™

HEAD STYLE	CABLE	CABLE LENGTH	SUPER-FLEX #	SPECIFICATIONS
FLEX-LOC FL150 FL3L	SUPER -FLEX	12.5 ft. (3.8m)	USFL1512SF	9-1/8" (23.2cm) 6-1/3 oz (180gm)
		25 ft. (7.6m)	USFL1525SF	

PARTS CONSUMABLES 71-72 / TORCH 78 / CABLES 53 / ADAPTER/DINSE 45-47 & 50

*Note: Measured from heatshield to back of handle, does not include cable or consumable/ accessory weight.*



360° HEAD ROTATION



- KIT INCLUDES:
- Textured torch handle
  - Steady-Grip™ ergonomic handle
  - Ball strain relief
  - Super-Flex™ cable
  - Leather hose cover
  - ULT-FL accessory kit complete with Gas Saver™ parts

MADE IN THE U.S.A.



# USTL210

GAS COOLED  
200 amp ACHF or  
DCSP @ 100%  
3 Series Head Accessories



TRIM-LINE™

200 AMP

GAS COOLED

## USTL210 | TRIM-LINE™

HEAD STYLE	CABLE	CABLE LENGTH	SUPER-FLEX #	SPECIFICATIONS
RIGID	SUPER-FLEX	12.5 ft. (3.8m)	USTL2112SF	9-3/8" (23.8cm) 5-1/4 oz (150gm)
		25 ft. (7.6m)	USTL2125SF	
FLEX	SUPER-FLEX	12.5 ft. (3.8m)	USTL2112SF FX	
		25 ft. (7.6m)	USTL2125SF FX	




### KIT INCLUDES:

- Textured torch handle
- Steady-Grip™ ergonomic handle
- Ball strain relief
- Super-Flex™ cable
- Leather hose cover
- ULT-3 accessory kit complete with Gas Saver™ parts

PARTS CONSUMABLES 71-72 / TORCH 79 / CABLES 52 / ADAPTER/DINSE 45-47 & 50

Note: Measured from heatshield to back of handle, does not include cable or consumable/accessory weight.

UltraTIG Series torch packages include one of the following kits, depending on the torch ordered:







AMP  
230

WATER COOLED

AMP  
250

# USFL230

WATER COOLED  
230 amp ACHF or DCSP @ 100%  
2 Series Head Accessories

## USFL230 | FLEX-LOC™

HEAD STYLE	CABLE	CABLE LENGTH	SUPER-FLEX #	SPECIFICATIONS
FLEX-LOC FL230 FL2L	SUPER -FLEX	12.5 ft. (3.8m)	<b>USFL2312SF</b>	8-5/8" (21.9cm) 4-3/4 oz (135gm)
		25 ft. (7.6m)	<b>USFL2325SF</b>	18" longer argon & water lines

PARTS CONSUMABLES 70 / TORCH 78 / CABLES 55 / ADAPTER/DINSE 45-47 & 50

*Note: Measured from heatshield to back of handle, does not include cable or consumable/ accessory weight.*



360° HEAD  
ROTATION



### KIT INCLUDES:

- Textured torch handle
- Steady-Grip™ ergonomic handle
- Ball strain relief
- Super-Flex™ cables
- Leather hose cover
- Gas and water hose quick disconnects
- ULT-FL accessory kit complete with Gas Saver™ parts



360° HEAD  
ROTATION



# USFL250

WATER COOLED  
250 amp ACHF  
or DCSP @ 100%  
3 Series Head Accessories

## USFL250 | FLEX-LOC™

HEAD STYLE	CABLE	CABLE LENGTH	SUPER-FLEX #	SPECIFICATIONS
FLEX-LOC FL250 FL3L	SUPER -FLEX	12.5 ft. (3.8m)	<b>USFL2512SF</b>	9-1/8" (23.2cm) 5-2/3 oz (160gm)
		25 ft. (7.6m)	<b>USFL2525SF</b>	18" longer argon & water lines

PARTS CONSUMABLES 71-72 / TORCH 78 / CABLES 55 / ADAPTER/DINSE 45-47 & 50

*Note: Measured from heatshield to back of handle, does not include cable or consumable/ accessory weight.*

### KIT INCLUDES:

- Textured torch handle
- Steady-Grip™ ergonomic handle
- Ball strain relief
- Super-Flex™ cables
- Leather hose cover
- Gas and water hose quick disconnects
- ULT-FL accessory kit complete with Gas Saver™ parts

**MADE IN THE U.S.A.**



# US230

WATER COOLED

230 amp ACHF  
or DCSP @ 100%

2 Series Head Accessories



MAX-FLO

300 AMP

WATER COOLED

350 AMP

## US230 | HEAVY DUTY

HEAD STYLE	CABLE	CABLE LENGTH	SUPER-FLEX #	SPECIFICATIONS
RIGID	SUPER-FLEX	12.5 ft. (3.8m)	US2312SF	9-3/8" (23.8cm)
		25 ft. (7.6m)	US2325SF	4-1/4 oz (120gm) 18" longer argon & water lines
FLEX	SUPER-FLEX	12.5 ft. (3.8m)	US2312SF FX	
		25 ft. (7.6m)	US2325SF FX	

PARTS CONSUMABLES 70 / TORCH 79 / CABLES 54 / ADAPTER/DINSE 45-47 & 50

### KIT INCLUDES:

- Textured torch handle
- Steady-Grip™ ergonomic handle
- Ball strain relief
- Super-Flex™ cables
- Leather hose cover
- Gas and water hose quick disconnects
- ULT-2 accessory kit complete with Gas Saver™ parts

# USTL300

WATER COOLED

350 amp ACHF  
or DCSP @ 100%

3 Series Head Accessories



MAX-FLO

TRIM-LINE™

## USTL300 | TRIM-LINE™

HEAD STYLE	CABLE	CABLE LENGTH	SUPER-FLEX #	SPECIFICATIONS
RIGID	SUPER-FLEX	12.5 ft. (3.8m)	USTL312SF	9-3/8" (23.8cm)
		25 ft. (7.6m)	USTL325SF	5-1/2 oz (155gm) 18" longer argon & water lines
FLEX	SUPER-FLEX	12.5 ft. (3.8m)	USTL312SF FX	
		25 ft. (7.6m)	USTL325SF FX	

PARTS CONSUMABLES 71-72 / TORCH 79 / CABLES 54 / ADAPTER/DINSE 45-47 & 50

### KIT INCLUDES:

- Textured torch handle
- Steady-Grip™ ergonomic handle
- Ball strain relief
- Super-Flex™ cables
- Leather hose cover
- Gas and water hose quick disconnects
- ULT-3 accessory kit complete with Gas Saver™ parts

Note: Measured from heatshield to back of handle, does not include cable or consumable/accessory weight.



# CK24



GAS COOLED | **SAME AS CK80 & CK90**

80 amp/90 amp ACHF or DCSP @ 100%

8 Series Head Accessories

## CK24 & CK24V | RIGID | 80 AMP

HEAD STYLE	CABLE	CABLE LENGTH	STANDARD #	SUPER-FLEX #	SPECIFICATIONS
RIGID	1 Piece	12.5 ft. (3.8m)	<b>CK24-12-R RG</b>	<b>CK24-12-RSF RG</b>	8-1/4" (20.9cm)
		25 ft. (7.6m)	<b>CK24-25-R RG</b>	<b>CK24-25-RSF RG</b>	
	2 Piece	12.5 ft. (3.8m)	<b>CK24-12-2 RG</b>	<b>CK24-12-2SF RG</b>	2-1/4 oz (64gm)
		25 ft. (7.6m)	<b>CK24-25-2 RG</b>	<b>CK24-25-2SF RG</b>	
RIGID + VALVE	1 Piece	12.5 ft. (3.8m)	<b>CK24V-12-R RG</b>	<b>CK24V-12-RSF RG</b>	8-1/4" (20.9cm)
		25 ft. (7.6m)	<b>CK24V-25-R RG</b>	<b>CK24V-25-RSF RG</b>	
	2 Piece	12.5 ft. (3.8m)	<b>CK24V-12-2 RG</b>	<b>CK24V-12-2SF RG</b>	2-1/4 oz (64gm)
		25 ft. (7.6m)	<b>CK24V-25-2 RG</b>	<b>CK24V-25-2SF RG</b>	

PARTS CONSUMABLES 73 / TORCH 79 / HANDLE 79 / CABLES 52 / ADAPTER/DINSE 45-47 & 50



CK24  
CK80

## CK24 & CK24V | FLEX | 90 AMP

HEAD STYLE	CABLE	CABLE LENGTH	STANDARD #	SUPER-FLEX #	SPECIFICATIONS
FLEX	1 Piece	12.5 ft. (3.8m)	<b>CK24-12-R FX</b>	<b>CK24-12-RSF FX</b>	8-1/4" (20.9cm)
		25 ft. (7.6m)	<b>CK24-25-R FX</b>	<b>CK24-25-RSF FX</b>	
	2 Piece	12.5 ft. (3.8m)	<b>CK24-12-2 FX</b>	<b>CK24-12-2SF FX</b>	2-1/4 oz (64gm)
		25 ft. (7.6m)	<b>CK24-25-2 FX</b>	<b>CK24-25-2SF FX</b>	
FLEX + VALVE	1 Piece	12.5 ft. (3.8m)	<b>CK24V-12-R FX</b>	<b>CK24V-12-RSF FX</b>	8-1/4" (20.9cm)
		25 ft. (7.6m)	<b>CK24V-25-R FX</b>	<b>CK24V-25-RSF FX</b>	
	2 Piece	12.5 ft. (3.8m)	<b>CK24V-12-2 FX</b>	<b>CK24V-12-2SF FX</b>	2-1/4 oz (64gm)
		25 ft. (7.6m)	<b>CK24V-25-2 FX</b>	<b>CK24V-25-2SF FX</b>	

PARTS CONSUMABLES 73 / TORCH 79 / HANDLE 79 / CABLES 52 / ADAPTER/DINSE 45-47 & 50



CK24 FLEX  
CK90



8 Series Accessory Kits available on pages 76 & 77 for these torches.





# CK9

**SAME AS CK100 | GAS COOLED**  
 125 amp ACHF or DCSP @ 100%  
 2 Series Head Accessories

**125  
AMP**

**GAS COOLED**

## CK9 & CK9V | RIGID

HEAD STYLE	CABLE	CABLE LENGTH	STANDARD #	SUPER-FLEX #	SPECIFICATIONS
<b>RIGID</b>	1 Piece	12.5 ft. (3.8m)	<b>CK9-12-R RG</b>	<b>CK9-12-RSF RG</b>	7-1/2" (19.0cm)
		25 ft. (7.6m)	<b>CK9-25-R RG</b>	<b>CK9-25-RSF RG</b>	
	2 Piece	12.5 ft. (3.8m)	<b>CK9-12-2 RG</b>	<b>CK9-12-2SF RG</b>	2.75 oz (78gm)
		25 ft. (7.6m)	<b>CK9-25-2 RG</b>	<b>CK9-25-2SF RG</b>	
<b>RIGID + VALVE</b>	1 Piece	12.5 ft. (3.8m)	<b>CK9V-12-R RG</b>	<b>CK9V-12-RSF RG</b>	7-1/2" (19.0cm)
		25 ft. (7.6m)	<b>CK9V-25-R RG</b>	<b>CK9V-25-RSF RG</b>	
	2 Piece	12.5 ft. (3.8m)	<b>CK9V-12-2 RG</b>	<b>CK9V-12-2SF RG</b>	2.75 oz (78gm)
		25 ft. (7.6m)	<b>CK9V-25-2 RG</b>	<b>CK9V-25-2SF RG</b>	

PARTS CONSUMABLES 70 / TORCH 79 / HANDLE 79 / CABLES 52 / ADAPTER/DINSE 45-47 & 50



## CK9 & CK9V | FLEX

HEAD STYLE	CABLE	CABLE LENGTH	STANDARD #	SUPER-FLEX #	SPECIFICATIONS
<b>FLEX</b>	1 Piece	12.5 ft. (3.8m)	<b>CK9-12-R FX</b>	<b>CK9-12-RSF FX</b>	8" (20.3cm)
		25 ft. (7.6m)	<b>CK9-25-R FX</b>	<b>CK9-25-RSF FX</b>	
	2 Piece	12.5 ft. (3.8m)	<b>CK9-12-2 FX</b>	<b>CK9-12-2SF FX</b>	3.5 oz (99gm)
		25 ft. (7.6m)	<b>CK9-25-2 FX</b>	<b>CK9-25-2SF FX</b>	
<b>FLEX + VALVE</b>	1 Piece	12.5 ft. (3.8m)	<b>CK9V-12-R FX</b>	<b>CK9V-12-RSF FX</b>	8" (20.3cm)
		25 ft. (7.6m)	<b>CK9V-25-R FX</b>	<b>CK9V-25-RSF FX</b>	
	2 Piece	12.5 ft. (3.8m)	<b>CK9V-12-2 FX</b>	<b>CK9V-12-2SF FX</b>	3.5 oz (99gm)
		25 ft. (7.6m)	<b>CK9V-25-2 FX</b>	<b>CK9V-25-2SF FX</b>	

PARTS CONSUMABLES 70 / TORCH 79 / HANDLE 79 / CABLES 52 / ADAPTER/DINSE 45-47 & 50



## CK9P & CK9PV | PENCIL

HEAD STYLE	CABLE	CABLE LENGTH	STANDARD #	SUPER-FLEX #	SPECIFICATIONS
<b>RIGID</b>	1 Piece	12.5 ft. (3.8m)	<b>CK9P-12-R</b>	<b>CK9P-12-RSF</b>	7-3/4" (19.7cm)
		25 ft. (7.6m)	<b>CK9P-25-R</b>	<b>CK9P-25-RSF</b>	
	2 Piece	12.5 ft. (3.8m)	<b>CK9P-12-2</b>	<b>CK9P-12-2SF</b>	3 oz (85gm)
		25 ft. (7.6m)	<b>CK9P-25-2</b>	<b>CK9P-25-2SF</b>	
<b>RIGID + VALVE</b>	1 Piece	12.5 ft. (3.8m)	<b>CK9PV-12-R</b>	<b>CK9PV-12-RSF</b>	7-3/4" (19.7cm)
		25 ft. (7.6m)	<b>CK9PV-25-R</b>	<b>CK9PV-25-RSF</b>	
	2 Piece	12.5 ft. (3.8m)	<b>CK9PV-12-2</b>	<b>CK9PV-12-2SF</b>	3 oz (85gm)
		25 ft. (7.6m)	<b>CK9PV-25-2</b>	<b>CK9PV-25-2SF</b>	

PARTS CONSUMABLES 70 / TORCH 79 / HANDLE 79 / CABLES 52 / ADAPTER/DINSE 45-47 & 50



*2 Series Accessory Kits available  
 on pages 76 & 77 for these torches.*



# CK17

GAS COOLED | SAME AS CK150

150 amp ACHF or DCSP @ 100%

3 Series Head Accessories



## CK17 & CK17V | RIGID

HEAD STYLE	CABLE	CABLE LENGTH	STANDARD #	SUPER-FLEX #	SPECIFICATIONS
RIGID	1 Piece	12.5 ft. (3.8m)	<b>CK17-12-R RG</b>	<b>CK17-12-RSF RG</b>	8-1/8" (20.6cm)
		25 ft. (7.6m)	<b>CK17-25-R RG</b>	<b>CK17-25-RSF RG</b>	
	2 Piece	12.5 ft. (3.8m)	<b>CK17-12-2 RG</b>	<b>CK17-12-2SF RG</b>	5 oz (141gm)
		25 ft. (7.6m)	<b>CK17-25-2 RG</b>	<b>CK17-25-2SF RG</b>	
RIGID + VALVE	1 Piece	12.5 ft. (3.8m)	<b>CK17V-12-R RG</b>	<b>CK17V-12-RSF RG</b>	5 oz (141gm)
		25 ft. (7.6m)	<b>CK17V-25-R RG</b>	<b>CK17V-25-RSF RG</b>	
	2 Piece	12.5 ft. (3.8m)	<b>CK17V-12-2 RG</b>	<b>CK17V-12-2SF RG</b>	5 oz (141gm)
		25 ft. (7.6m)	<b>CK17V-25-2 RG</b>	<b>CK17V-25-2SF RG</b>	

PARTS CONSUMABLES 71-72 / TORCH 79 / HANDLE 79 / CABLES 52 / ADAPTER/DINSE 45-47 & 50



## CK17 & CK17V | FLEX

HEAD STYLE	CABLE	CABLE LENGTH	STANDARD #	SUPER-FLEX #	SPECIFICATIONS
FLEX	1 Piece	12.5 ft. (3.8m)	<b>CK17-12-R FX</b>	<b>CK17-12-RSF FX</b>	8-3/4" (22.2cm)
		25 ft. (7.6m)	<b>CK17-25-R FX</b>	<b>CK17-25-RSF FX</b>	
	2 Piece	12.5 ft. (3.8m)	<b>CK17-12-2 FX</b>	<b>CK17-12-2SF FX</b>	5 oz (141gm)
		25 ft. (7.6m)	<b>CK17-25-2 FX</b>	<b>CK17-25-2SF FX</b>	
FLEX + VALVE	1 Piece	12.5 ft. (3.8m)	<b>CK17V-12-R FX</b>	<b>CK17V-12-RSF FX</b>	5 oz (141gm)
		25 ft. (7.6m)	<b>CK17V-25-R FX</b>	<b>CK17V-25-RSF FX</b>	
	2 Piece	12.5 ft. (3.8m)	<b>CK17V-12-2 FX</b>	<b>CK17V-12-2SF FX</b>	5 oz (141gm)
		25 ft. (7.6m)	<b>CK17V-25-2 FX</b>	<b>CK17V-25-2SF FX</b>	

PARTS CONSUMABLES 71-72 / TORCH 79 / HANDLE 79 / CABLES 52 / ADAPTER/DINSE 45-47 & 50



## CK17RG-T & CK17VRG-T | THREAD-ON

HEAD STYLE	CABLE	CABLE LENGTH	STANDARD #	SUPER-FLEX #	SPECIFICATIONS
RIGID	1 Piece	12.5 ft. (3.8m)	<b>CK17-12-R RG-T</b>	<b>CK17-12-RSFRG-T</b>	8-1/8" (20.6cm)
		25 ft. (7.6m)	<b>CK17-25-R RG-T</b>	<b>CK17-25-RSFRG-T</b>	
	2 Piece	12.5 ft. (3.8m)	<b>CK17-12-2 RG-T</b>	<b>CK17-12-2SFRG-T</b>	5 oz (141gm)
		25 ft. (7.6m)	<b>CK17-25-2 RG-T</b>	<b>CK17-25-2SFRG-T</b>	
RIGID + VALVE	1 Piece	12.5 ft. (3.8m)	<b>CK17V-12-R RG-T</b>	<b>CK17V-12-RSFRGT</b>	5 oz (141gm)
		25 ft. (7.6m)	<b>CK17V-25-R RG-T</b>	<b>CK17V-25-RSFRGT</b>	
	2 Piece	12.5 ft. (3.8m)	<b>CK17V-12-2 RG-T</b>	<b>CK17V-12-2SFRGT</b>	5 oz (141gm)
		25 ft. (7.6m)	<b>CK17V-25-2 RG-T</b>	<b>CK17V-25-2SFRGT</b>	

PARTS CONSUMABLES 71-72 / TORCH 79 / HANDLE 79 / CABLES 52 / ADAPTER/DINSE 45-47 & 50



Threaded handle

## CK17P | PENCIL

HEAD STYLE	CABLE	CABLE LENGTH	STANDARD #	SUPER-FLEX #	SPECIFICATIONS
RIGID	1 Piece	12.5 ft. (3.8m)	<b>CK17P-12-R RG</b>	<b>CK17P-12-RSF</b>	8-1/2" (21.6cm)
		25 ft. (7.6m)	<b>CK17P-25-R RG</b>	<b>CK17P-25-RSF</b>	
	2 Piece	12.5 ft. (3.8m)	<b>CK17P-12-2</b>	<b>CK17P-12-2SF</b>	3 oz (85gm)
		25 ft. (7.6m)	<b>CK17P-25-2</b>	<b>CK17P-25-2SF</b>	

PARTS CONSUMABLES 71-72 / TORCH 79 / HANDLE 79 / CABLES 52 / ADAPTER/DINSE 45-47 & 50







# CK26 CK210

GAS COOLED  
200 amp ACHF or DCSP @ 100%  
3 Series Head Accessories

200  
AMP

GAS COOLED

## CK26 & CK26V | RIGID

HEAD STYLE	CABLE	CABLE LENGTH	STANDARD #	SUPER-FLEX #	SPECIFICATIONS
RIGID	1 Piece	12.5 ft. (3.8m)	<b>CK26-12-R RG</b>	<b>CK26-12-RSF RG</b>	9-1/2" (24.1cm)
		25 ft. (7.6m)	<b>CK26-25-R RG</b>	<b>CK26-25-RSF RG</b>	
	2 Piece	12.5 ft. (3.8m)	<b>CK26-12-2 RG</b>	<b>CK26-12-2SF RG</b>	7-1/2 oz (212gm)
		25 ft. (7.6m)	<b>CK26-25-2 RG</b>	<b>CK26-25-2SF RG</b>	
RIGID + VALVE	1 Piece	12.5 ft. (3.8m)	<b>CK26V-12-R RG</b>	<b>CK26V-12-RSF RG</b>	
		25 ft. (7.6m)	<b>CK26V-25-R RG</b>	<b>CK26V-25-RSF RG</b>	
	2 Piece	12.5 ft. (3.8m)	<b>CK26V-12-2 RG</b>	<b>CK26V-12-2SF RG</b>	
		25 ft. (7.6m)	<b>CK26V-25-2 RG</b>	<b>CK26V-25-2SF RG</b>	

PARTS CONSUMABLES 71-72 / TORCH 79 / HANDLE 79 / CABLES 52 / ADAPTER/DINSE 45-47&50

## CK26 & CK26V | FLEX

HEAD STYLE	CABLE	CABLE LENGTH	STANDARD #	SUPER-FLEX #	SPECIFICATIONS
FLEX	1 Piece	12.5 ft. (3.8m)	<b>CK26-12-R FX</b>	<b>CK26-12-RSF FX</b>	9-5/8" (24.4cm)
		25 ft. (7.6m)	<b>CK26-25-R FX</b>	<b>CK26-25-RSF FX</b>	
	2 Piece	12.5 ft. (3.8m)	<b>CK26-12-2 FX</b>	<b>CK26-12-2SF FX</b>	7-1/2 oz (212gm)
		25 ft. (7.6m)	<b>CK26-25-2 FX</b>	<b>CK26-25-2SF FX</b>	
FLEX + VALVE	1 Piece	12.5 ft. (3.8m)	<b>CK26V-12-R FX</b>	<b>CK26V-12-RSF FX</b>	
		25 ft. (7.6m)	<b>CK26V-25-R FX</b>	<b>CK26V-25-RSF FX</b>	
	2 Piece	12.5 ft. (3.8m)	<b>CK26V-12-2 FX</b>	<b>CK26V-12-2SF FX</b>	
		25 ft. (7.6m)	<b>CK26V-25-2 FX</b>	<b>CK26V-25-2SF FX</b>	

PARTS CONSUMABLES 71-72 / TORCH 79 / HANDLE 79 / CABLES 52 / ADAPTER/DINSE 45-47&50

## CK26P | PENCIL

HEAD STYLE	CABLE	CABLE LENGTH	STANDARD #	SUPER-FLEX #	SPECIFICATIONS
RIGID	1 Piece	12.5 ft. (3.8m)	<b>CK26P-12-R</b>	<b>CK26P-12-RSF</b>	9-1/4" (23.5cm)
		25 ft. (7.6m)	<b>CK26P-25-R</b>	<b>CK26P-25-RSF</b>	
	2 Piece	12.5 ft. (3.8m)	<b>CK26P-12-2</b>	<b>CK26P-12-2SF</b>	3 oz (85gm)
		25 ft. (7.6m)	<b>CK26P-25-2</b>	<b>CK26P-25-2SF</b>	

PARTS CONSUMABLES 71-72 / TORCH 79 / HANDLE 79 / CABLES 52 / ADAPTER/DINSE 45-47&50

## CK210 & CK210V | RIGID

HEAD STYLE	CABLE	CABLE LENGTH	TRI-FLEX #	SUPER-FLEX #	SPECIFICATIONS
RIGID	1 Piece	12.5 ft. (3.8m)	<b>CK2112H RG</b>	<b>CK2112HSF RG</b>	9-1/2" (24.1cm)
		25 ft. (7.6m)	<b>CK2125H RG</b>	<b>CK2125HSF RG</b>	
	2 Piece	12.5 ft. (3.8m)	<b>CK2112N RG</b>	<b>CK2112NSF RG</b>	7-1/2 oz (212gm)
		25 ft. (7.6m)	<b>CK2125N RG</b>	<b>CK2125NSF RG</b>	
RIGID + VALVE	1 Piece	12.5 ft. (3.8m)	<b>CK2112VH RG</b>	<b>CK2112VHSF RG</b>	
		25 ft. (7.6m)	<b>CK2125VH RG</b>	<b>CK2125VHSF RG</b>	
	2 Piece	12.5 ft. (3.8m)	<b>CK2112VN RG</b>	<b>CK2112VNSF RG</b>	
		25 ft. (7.6m)	<b>CK2125VN RG</b>	<b>CK2125VNSF RG</b>	

PARTS CONSUMABLES 71-72 / TORCH 79 / HANDLE 79 / CABLES 52 / ADAPTER/DINSE 45-47&50

## CK210 & CK210V | FLEX

HEAD STYLE	CABLE	CABLE LENGTH	TRI-FLEX #	SUPER-FLEX #	SPECIFICATIONS
FLEX	1 Piece	12.5 ft. (3.8m)	<b>CK2112H FX</b>	<b>CK2112HSF FX</b>	9-1/2" (24.1cm)
		25 ft. (7.6m)	<b>CK2125H FX</b>	<b>CK2125HSF FX</b>	
	2 Piece	12.5 ft. (3.8m)	<b>CK2112N FX</b>	<b>CK2112NSF FX</b>	7-1/2 oz (212gm)
		25 ft. (7.6m)	<b>CK2125N FX</b>	<b>CK2125NSF FX</b>	
FLEX + VALVE	1 Piece	12.5 ft. (3.8m)	<b>CK2112VH FX</b>	<b>CK2112VHSF FX</b>	
		25 ft. (7.6m)	<b>CK2125VH FX</b>	<b>CK2125VHSF FX</b>	
	2 Piece	12.5 ft. (3.8m)	<b>CK2112VN FX</b>	<b>CK2112VNSF FX</b>	
		25 ft. (7.6m)	<b>CK2125VN FX</b>	<b>CK2125VNSF FX</b>	

PARTS CONSUMABLES 71-72 / TORCH 79 / HANDLE 79 / CABLES 52 / ADAPTER/DINSE 45-47&50



# CK24W CK180

WATER COOLED

180 amp ACHF or DCSP @ 100%

8 Series Head Accessories



## CK24W & CK24WV | RIGID

HEAD STYLE	CABLE	CABLE LENGTH	STANDARD #	SUPER-FLEX #	SPECIFICATIONS
RIGID	3 Piece	12.5 ft. (3.8m)	CK24W-12-R RG	CK24W-12-RSF RG	8-1/8" (20.6cm)
		25 ft. (7.6m)	CK24W-25-R RG	CK24W-25-RSF RG	
RIGID + VALVE	3 Piece	12.5 ft. (3.8m)	CK24W-12-R RG	CK24W-12-RSF RG	3-1/2 oz (99gm)
		25 ft. (7.6m)	CK24W-25-R RG	CK24W-25-RSF RG	

PARTS CONSUMABLES 73 / TORCH 79 / HANDLE 79 / CABLES 55 / ADAPTER/DINSE 45-47 & 50

## CK180 & CK180V | RIGID

HEAD STYLE	CABLE	CABLE LENGTH	TRI-FLEX #	SUPER-FLEX #	SPECIFICATIONS
RIGID	Tri-Flex/ SUPER-FLEX	12.5 ft. (3.8m)	CK1812	CK1812SF	8-1/8" (20.6cm)
		25 ft. (7.6m)	CK1825	CK1825SF	
RIGID + VALVE	Tri-Flex/ SUPER-FLEX	12.5 ft. (3.8m)	CK1812V	CK1812VSF	3-1/2 oz (99gm)
		25 ft. (7.6m)	CK1825V	CK1825VSF	

PARTS CONSUMABLES 73 / TORCH 79 / HANDLE 79 / CABLES 55 / ADAPTER/DINSE 45-47 & 50

## CK180 RIGID | EXTRA LENGTH SERIES

HEAD STYLE	CABLE	CABLE LENGTH	TRI-FLEX #	SUPER-FLEX #
LONG HEAD 4-1/2" Neck	Tri-Flex/ SUPER-FLEX	12.5 ft. (3.8m)	CKL1812	CKL1812SF
		25 ft. (7.6m)	CKL1825	CKL1825SF
X-LONG HEAD 7-1/2" Neck	Tri-Flex/ SUPER-FLEX	12.5 ft. (3.8m)	CKXL1812	CKXL1812SF
		25 ft. (7.6m)	CKXL1825	CKXL1825SF
XX-LONG HEAD 11-1/2" Neck	Tri-Flex/ SUPER-FLEX	12.5 ft. (3.8m)	CKXXL1812	CKXXL1812SF
		25 ft. (7.6m)	CKXXL1825	CKXXL1825SF

PARTS CONSUMABLES 73 / TORCH 79 / HANDLE 79 / CABLES 55 / ADAPTER/DINSE 45-47 & 50



4-1/2" (11.4cm) Neck



CKL180 Overall Length: 10" (25.4cm)

7-1/2" (19.0cm) Neck



CKXL180 Overall Length: 13" (33.0cm)

11-1/2" (29.2cm) Neck



CKXXL180 Overall Length: 17" (43.2cm)



8 Series Accessory Kits  
available on page 77 for  
these torches.







# CK20 CK25

WATER COOLED | **SAME AS CK200**  
250 amp ACHF or DCSP @ 100%  
2 Series Head Accessories

250  
AMP

WATER COOLED

## CK20 & CK20V | RIGID

HEAD STYLE	CABLE	CABLE LENGTH	STANDARD #	SUPER-FLEX #	SPECIFICATIONS
RIGID	3 Piece	12.5 ft. (3.8m)	CK20-12	CK20-12SF	7-1/2" (19.0cm)
		25 ft. (7.6m)	CK20-25	CK20-25SF	
RIGID + VALVE	3 Piece	12.5 ft. (3.8m)	CK20V-12	CK20V-12SF	3 oz (85gm)
		25 ft. (7.6m)	CK20V-25	CK20V-25SF	

PARTS CONSUMABLES 70 / TORCH 79 / HANDLE 79 / CABLES 55 / ADAPTER/DINSE 45-47 & 50



## CK20 & CK20V | FLEX

HEAD STYLE	CABLE	CABLE LENGTH	STANDARD #	SUPER-FLEX #	SPECIFICATIONS
FLEX	3 Piece	12.5 ft. (3.8m)	CK20-12 FX	CK20-12SF FX	7-1/2" (19.0cm)
		25 ft. (7.6m)	CK20-25 FX	CK20-25SF FX	
FLEX + VALVE	3 Piece	12.5 ft. (3.8m)	CK20V-12 FX	CK20V-12SF FX	3 oz (85gm)
		25 ft. (7.6m)	CK20V-25 FX	CK20V-25SF FX	

PARTS CONSUMABLES 70 / TORCH 79 / HANDLE 79 / CABLES 55 / ADAPTER/DINSE 45-47 & 50

## CK20P | PENCIL

HEAD STYLE	CABLE	CABLE LENGTH	STANDARD #	SUPER-FLEX #	SPECIFICATIONS
RIGID	3 Piece	12.5 ft. (3.8m)	CK20P-12	CK20P-12SF	7-1/2" (19.0cm) 3 oz (85gm)
		25 ft. (7.6m)	CK20P-25	CK20P-25SF	

PARTS CONSUMABLES 70 / TORCH 79 / HANDLE 79 / CABLES 55 / ADAPTER/DINSE 45-47 & 50

## CK25 | PENCIL FLEX

HEAD STYLE	CABLE	CABLE LENGTH	STANDARD #	SUPER-FLEX #	SPECIFICATIONS
FLEX	3 Piece	12.5 ft. (3.8m)	CK25-12	CK25-12SF	11-1/2" (29.2cm) 3 oz (85gm)
		25 ft. (7.6m)	CK25-25	CK25-25SF	

PARTS CONSUMABLES 70 / TORCH 79 / HANDLE 79 / CABLES 55 / ADAPTER/DINSE 45-47 & 50



CK25 Pencil Flex



# CK18 CK300

WATER COOLED

350 amp ACHF or DCSP @ 100%

3 Series Head Accessories



## CK18 & CK18V | RIGID

HEAD STYLE	CABLE	CABLE LENGTH	STANDARD #	SUPER-FLEX #	SPECIFICATIONS
RIGID	3 Piece	12.5 ft. (3.8m)	CK18-12	CK18-12SF	9-1/2" (24.1cm)
		25 ft. (7.6m)	CK18-25	CK18-25SF	
RIGID + VALVE	3 Piece	12.5 ft. (3.8m)	CK18V-12	CK18V-12SF	6.5 oz (184gm)
		25 ft. (7.6m)	CK18V-25	CK18V-25SF	

PARTS CONSUMABLES 71-72 / TORCH 79 / HANDLE 79 / CABLES 54 / ADAPTER/DINSE 45-47 & 50



## CK18 & CK18V | FLEX

HEAD STYLE	CABLE	CABLE LENGTH	STANDARD #	SUPER-FLEX #	SPECIFICATIONS
FLEX	3 Piece	12.5 ft. (3.8m)	CK18-12 FX	CK18-12SF FX	9-1/2" (24.1cm)
		25 ft. (7.6m)	CK18-25 FX	CK18-25SF FX	
FLEX + VALVE	3 Piece	12.5 ft. (3.8m)	CK18V-12 FX	CK18V-12SF FX	6.5 oz (184gm)
		25 ft. (7.6m)	CK18V-25 FX	CK18V-25SF FX	

PARTS CONSUMABLES 71-72 / TORCH 79 / HANDLE 79 / CABLES 54 / ADAPTER/DINSE 45-47 & 50



## CK18P | PENCIL

HEAD STYLE	CABLE	CABLE LENGTH	STANDARD #	SUPER-FLEX #	SPECIFICATIONS
RIGID	3 Piece	12.5 ft. (3.8m)	CK18P-12	CK18P-12SF	9-1/4" (23.5cm)
		25 ft. (7.6m)	CK18P-25	CK18P-25SF	3 oz (85gm)

PARTS CONSUMABLES 71-72 / TORCH 79 / HANDLE 79 / CABLES 54 / ADAPTER/DINSE 45-47 & 50



## CK300 & CK300V | RIGID

HEAD STYLE	CABLE	CABLE LENGTH	TRI-FLEX #	SUPER-FLEX #	SPECIFICATIONS
RIGID	Tri-Flex/ SUPER-FLEX	12.5 ft. (3.8m)	CK312	CK312SF	9-1/2" (24.1cm)
		25 ft. (7.6m)	CK325	CK325SF	
RIGID + VALVE	Tri-Flex/ SUPER-FLEX	12.5 ft. (3.8m)	CK312V	CK312VSF	6.5 oz (184gm)
		25 ft. (7.6m)	CK325V	CK325VSF	

PARTS CONSUMABLES 71-72 / TORCH 79 / HANDLE 79 / CABLES 54 / ADAPTER/DINSE 45-47 & 50



## CK300 & CK300V | FLEX

HEAD STYLE	CABLE	CABLE LENGTH	TRI-FLEX #	SUPER-FLEX #	SPECIFICATIONS
FLEX	Tri-Flex/ SUPER-FLEX	12.5 ft. (3.8m)	CK312 FX	CK312SF FX	9-1/2" (24.1cm)
		25 ft. (7.6m)	CK325 FX	CK325SF FX	
FLEX + VALVE	Tri-Flex/ SUPER-FLEX	12.5 ft. (3.8m)	CK312V FX	CK312VSF FX	6.5 oz (184gm)
		25 ft. (7.6m)	CK325V FX	CK325VSF FX	

PARTS CONSUMABLES 71-72 / TORCH 79 / HANDLE 79 / CABLES 54 / ADAPTER/DINSE 45-47 & 50







# CK18

## EXTRA HEAVY DUTY SERIES

WATER COOLED  
400 amp ACHF or DCSP @ 100%  
3 Series Head Accessories

400 AMP

WATER COOLED

### CK18 & CK18V | EXTRA HEAVY DUTY

HEAD STYLE	CABLE	CABLE LENGTH	STANDARD #	SUPER-FLEX #	SPECIFICATIONS
RIGID	3 Piece	12.5 ft. (3.8m)	<b>CK18-12-R</b>	<b>CK18-12-RSF</b>	9-1/2" (24.1cm)
		25 ft. (7.6m)	<b>CK18-25-R</b>	<b>CK18-25-RSF</b>	
RIGID + VALVE	3 Piece	12.5 ft. (3.8m)	<b>CK18V-12-R</b>	<b>CK18V-12-RSF</b>	6.5 oz (184gm)
		25 ft. (7.6m)	<b>CK18V-25-R</b>	<b>CK18V-25-RSF</b>	

PARTS CONSUMABLES 71-72 / TORCH 79 / HANDLE 79 / CABLES 55 / ADAPTER/DINSE 45-47 & 50

The CK18 Heavy Duty uses the same power cable and lines as the CK510, located on page 55



## PROFESSIONAL TIG OUTFIT (PTO)

These PTOs make it simple to complete your TIG welding setup by providing you with almost everything you need to set up your welding machine.

### KIT INCLUDES:

- TIG torch with handle
- Backcap
- Power cable
- Dinse connector
- 6 ft. gas hose
- Flowmeter/regulator
- Accessory kit
- Ground clamp



**FULLY CUSTOMIZABLE –  
ASK US HOW TO ORDER  
ONE TODAY!**







# MASTER TIG

MasterTIG torches are the highest quality TIG torches available on the market as they include the most cutting-edge designs created by CK Worldwide. These torches were specifically designed to be smaller, lighter, and more compact than our standard line while providing technical advantages that can't be matched.



Look for these exclusive MasterTIG CK Worldwide developed TIG technologies throughout this catalog. Each has been developed to maximize efficiencies and performance in TIG applications.



**360° HEAD  
ROTATION**

## FLEX-LOC™ TORCHES *CK EXCLUSIVE*


Designed to allow ergonomic access to hard-to-reach welds and help prevent carpal tunnel syndrome, these 360-degree variable angle torch heads lock in any position.



**TRIM-LINE™**

## *CK EXCLUSIVE* TRIM-LINE™ TORCHES

Trim-Line™ torches were designed to reduce the size and weight of standard 3 Series torches allowing for better maneuverability and comfort when TIG welding. They feature a smaller handle size, and machine side fittings, so that you can use the same amperage as your standard torch while retaining the mobility of a smaller torch such as a 9 or 20.



Slots weaken the collet allowing it to twist, deform, or jam

Precision angled end cut gives "wedge" action for firm hold

## WEDGE COLLET

*CK EXCLUSIVE*

Lasts 10 times longer than standard split collets. Improves arc starts and arc stability. Fits any standard collet body or gas lens, see pages 32-33 and 62.

## SUPER CUPS

For high-amperage and high-reflective heat applications, Super Cups minimize cracking, saving time and money. Available to fit all 2 and 3 Series torches, see pages 68-69.



Lightweight silicone rubber with durable nylon overbraid protection

## SUPER-FLEX™ CABLES *CK EXCLUSIVE*

Innovative design replaces heavy, stiff cables to increase range of motion, reducing fatigue and improving productivity. Available for all gas-cooled and water-cooled torches, see pages 51-57.



# MICRO TORCH

The Micro Torch is the smallest most versatile TIG torch on the market! With three angular heads this torch allows multiple options for narrow applications where precision is needed and space is limited. This torch package comes complete with an AK-MR accessory kit and tungsten stick-out gauge.

## MR70 | AIR COOLED 70AMP

HEAD STYLE	CABLE	CABLE LENGTH	SUPER-FLEX #
RIGID	1 Piece SUPER-FLEX	12.5 ft. (3.8m)	MR712SF
		25 ft. (7.6m)	MR725SF
PARTS CONSUMABLES 74 / CABLES 52			

## MR140 | WATER COOLED 140AMP

HEAD STYLE	CABLE	CABLE LENGTH	SUPER-FLEX #
RIGID	3 Piece SUPER-FLEX	12.5 ft. (3.8m)	MR1412SF
		25 ft. (7.6m)	MR1425SF
PARTS CONSUMABLES 74 / CABLES 55			



### SPECIFICATIONS:

Neck Diameter.....0.31" (7.9mm)  
 Neck Length.....3.10" (78.7mm)  
 Cup Diameter.....0.36" (9.1mm)  
 Cup Length.....0.60" (15.2mm)



- 45°, 90° and 180° interchangeable heads
- .040" (1.0mm), 1/16" (1.6mm) and 3/32" (2.4mm) collets
- 2 Clear Pyrex cups
- 1 Alumina cup
- 3 Pieces of tungsten (3 different diameters)
- Tungsten installs easily with tungsten gauge and wrench

## MICRO TORCH ACCESSORIES

Micro Torch Kit (Part # AK-MR) included in torch package



Replacement Parts Accessory Kit on Page 74

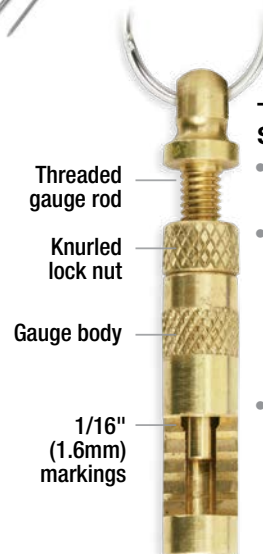


## MR70 & MR140 PARTS

DESCRIPTION	ORDER #	DESCRIPTION	ORDER #	DESCRIPTION	ORDER #
Head 90°	MR90H	Collet .040" (1.0mm)	MR040C	Cup Alumina	MR4A
Head 45°	MR45H	Collet 1/16" (1.6mm)	MR116C	Cup Clear	MR4P
Head 180°	MR180H	Collet 3/32" (2.4mm)	MR332C	Handle Bushing	MRHB

## TUNGSTEN | 2% CERATED

DIAMETER	DIAMETER	REPLACEMENT PART #	ACTUAL SIZE PHOTO	SPECIFICATIONS
.040"	1.0mm	T0409S20GC2		LENGTH 0.9" (22.9mm) GRIND 20° QTY. 5/pkg.
1/16"	1.6mm	T1169S20GC2		
3/32"	2.4mm	T3329S20GC2		



### TUNGSTEN STICK-OUT

- Loosen knurled lock nut
- Turn threaded gauge rod to adjust gauge depth, markings are in 1/16" (1.6mm) increments
- Lock gauge by turning knurled lock nut firmly against the gauge body



# CK130

GAS COOLED

130 amp ACHF or DCSP @ 100%

2 Series Head Accessories



## CK130 & CK130V | RIGID

HEAD STYLE	CABLE	CABLE LENGTH	STANDARD #	SUPER-FLEX #	SPECIFICATIONS
RIGID	1 Piece	12.5 ft. (3.8m)	<b>CK1312H RG</b>	<b>CK1312HSF RG</b>	8" (20.3cm)
		25 ft. (7.6m)	<b>CK1325H RG</b>	<b>CK1325HSF RG</b>	3-1/2 oz (99gm)
	2 Piece	12.5 ft. (3.8m)	<b>CK1312N RG</b>	<b>CK1312NSF RG</b>	
		25 ft. (7.6m)	<b>CK1325N RG</b>	<b>CK1325NSF RG</b>	
RIGID + VALVE	1 Piece	12.5 ft. (3.8m)	<b>CK1312VH RG</b>	<b>CK1312VHSF RG</b>	3-1/2 oz (99gm)
		25 ft. (7.6m)	<b>CK1325VH RG</b>	<b>CK1325VHSF RG</b>	
	2 Piece	12.5 ft. (3.8m)	<b>CK1312VN RG</b>	<b>CK1312VNSF RG</b>	
		25 ft. (7.6m)	<b>CK1325VN RG</b>	<b>CK1325VNSF RG</b>	

PARTS CONSUMABLES 70 / TORCH 79 / HANDLE 79 / CABLES 52 / ADAPTER/DINSE 45-47 & 50



## CK130 & CK130V | FLEX

HEAD STYLE	CABLE	CABLE LENGTH	STANDARD #	SUPER-FLEX #	SPECIFICATIONS
FLEX	1 Piece	12.5 ft. (3.8m)	<b>CK1312H FX</b>	<b>CK1312HSF FX</b>	8" (20.3cm)
		25 ft. (7.6m)	<b>CK1325H FX</b>	<b>CK1325HSF FX</b>	3-1/2 oz (99gm)
	2 Piece	12.5 ft. (3.8m)	<b>CK1312N FX</b>	<b>CK1312NSF FX</b>	
		25 ft. (7.6m)	<b>CK1325N FX</b>	<b>CK1325NSF FX</b>	
FLEX + VALVE	1 Piece	12.5 ft. (3.8m)	<b>CK1312VH FX</b>	<b>CK1312VHSF FX</b>	3-1/2 oz (99gm)
		25 ft. (7.6m)	<b>CK1325VH FX</b>	<b>CK1325VHSF FX</b>	
	2 Piece	12.5 ft. (3.8m)	<b>CK1312VN FX</b>	<b>CK1312VNSF FX</b>	
		25 ft. (7.6m)	<b>CK1325VN FX</b>	<b>CK1325VNSF FX</b>	

PARTS CONSUMABLES 70 / TORCH 79 / HANDLE 79 / CABLES 52 / ADAPTER/DINSE 45-47 & 50



## CKPF130 | PENCIL FLEX 10" (25.4cm) length available, call for ordering information.

HEAD STYLE	CABLE	CABLE LENGTH	STANDARD #	SUPER-FLEX #	SPECIFICATIONS
FLEX	1 Piece	12.5 ft. (3.8m)	<b>CKPF1312H</b>	<b>CKPF1312HSF</b>	11" (27.9cm)
		25 ft. (7.6m)	<b>CKPF1325H</b>	<b>CKPF1325HSF</b>	3 oz (85gm)

PARTS CONSUMABLES 70 / TORCH 79 / HANDLE 79 / CABLES 52 / ADAPTER/DINSE 45-47 & 50



CKPF130  
Pencil Flex

2 Series Accessory Kits available on pages 76 & 77 for these torches.







# FL130

GAS COOLED  
130 amp ACHF or DCSP @ 100%  
2 Series Head Accessories

## FL130 & FL130V | FLEX-LOC

HEAD STYLE	CABLE	CABLE LENGTH	STANDARD #	SUPER-FLEX #	SPECIFICATIONS
FL2L	1 Piece	12.5 ft. (3.8m)	FL1312	FL1312SF	7-3/4" (19.6cm)
		25 ft. (7.6m)	FL1325	FL1325SF	
FL2L + VALVE	1 Piece	12.5 ft. (3.8m)	FL1312V	FL1312VSF	4-3/4 oz (135gm)
		25 ft. (7.6m)	FL1325V	FL1325VSF	

PARTS CONSUMABLES 70 / TORCH 78 / HANDLE 79 / CABLES 53 / ADAPTER/DINSE 45-47 & 50

2 Series Accessory Kits available  
on pages 76 & 77 for these torches.



# FL150

GAS COOLED  
150 amp ACHF or DCSP @ 100%  
3 Series Head Accessories

## FL150 & FL150V | FLEX-LOC

HEAD STYLE	CABLE	CABLE LENGTH	STANDARD #	SUPER-FLEX #	SPECIFICATIONS
FL3L	1 Piece	12.5 ft. (3.8m)	FL1512	FL1512SF	8-1/2" (21.6cm)
		25 ft. (7.6m)	FL1525	FL1525SF	
FL3L + VALVE	1 Piece	12.5 ft. (3.8m)	FL1512V	FL1512VSF	7 oz (198gm)
		25 ft. (7.6m)	FL1525V	FL1525VSF	

PARTS CONSUMABLES 71-72 / TORCH 78 / HANDLE 79 / CABLES 53 / ADAPTER/DINSE 45-47 & 50

3 Series Accessory Kits available  
on pages 76 & 77 for these torches.





# CKC150

GAS COOLED

150 amp ACHF or DCSP @ 100%


3 Series Head Accessories



## CKC150 | CONTRACTOR SPECIAL

HEAD STYLE	CABLE	CABLE LENGTH	STANDARD #	SUPER-FLEX #	SPECIFICATIONS
RIGID	1 Piece	12.5 ft. (3.8m)	<b>CKC1512H</b>	<b>CKC1512HSF</b>	7-3/4" (19.6cm)
		25 ft. (7.6m)	<b>CKC1525H</b>	<b>CKC1525HSF</b>	
	2 Piece	12.5 ft. (3.8m)	<b>CKC1512N</b>	<b>CKC1512NSF</b>	4-1/2 oz (127gm)
		25 ft. (7.6m)	<b>CKC1525N</b>	<b>CKC1525NSF</b>	
RIGID + VALVE	1 Piece	12.5 ft. (3.8m)	<b>CKC1512VH</b>	<b>CKC1512VHSF</b>	STAINLESS STEEL HEAD
		25 ft. (7.6m)	<b>CKC1525VH</b>	<b>CKC1525VHSF</b>	
	2 Piece	12.5 ft. (3.8m)	<b>CKC1512VN</b>	<b>CKC1512VNSF</b>	
		25 ft. (7.6m)	<b>CKC1525VN</b>	<b>CKC1525VNSF</b>	


PARTS CONSUMABLES 71-72 / TORCH 79 / HANDLE 79 / CABLES 53 / ADAPTER/DINSE 45-47 & 50



## CKM150 | RIGID

HEAD STYLE	CABLE	CABLE LENGTH	STANDARD #	SUPER-FLEX #	SPECIFICATIONS
RIGID	1 Piece	12.5 ft. (3.8m)	<b>CKM1512H</b>	<b>CKM1512HSF</b>	8-1/2" (21.6cm)
		25 ft. (7.6m)	<b>CKM1525H</b>	<b>CKM1525HSF</b>	
	2 Piece	12.5 ft. (3.8m)	<b>CKM1512N</b>	<b>CKM1512NSF</b>	5 oz (141gm)
		25 ft. (7.6m)	<b>CKM1525N</b>	<b>CKM1525NSF</b>	

PARTS CONSUMABLES 71-72 / TORCH 79 / HANDLE 79 / CABLES 52 / ADAPTER/DINSE 45-47 & 50



3 Series Accessory Kits available on pages 76 & 77 for these torches.





# TL26 TL210

GAS COOLED  
200 amp ACHF or DCSP @ 100%  
3 Series Head Accessories

200  
AMP

GAS COOLED

## TL26 & TL26V | RIGID | TRIM-LINE SERIES

HEAD STYLE	CABLE	CABLE LENGTH	STANDARD #	SUPER-FLEX #	SPECIFICATIONS
RIGID	1 Piece	12.5 ft. (3.8m)	TL26-12-R RG	TL26-12-RSF RG	8-1/8" (20.6cm)
		25 ft. (7.6m)	TL26-25-R RG	TL26-25-RSF RG	
	2 Piece	12.5 ft. (3.8m)	TL26-12-2 RG	TL26-12-2SF RG	5 oz (141gm)
		25 ft. (7.6m)	TL26-25-2 RG	TL26-25-2SF RG	
RIGID + VALVE	1 Piece	12.5 ft. (3.8m)	TL26V-12-R RG	TL26V-12-RSF RG	7/8" x 14RH power cable connections
		25 ft. (7.6m)	TL26V-25-R RG	TL26V-25-RSF RG	
	2 Piece	12.5 ft. (3.8m)	TL26V-12-2 RG	TL26V-12-2SF RG	
		25 ft. (7.6m)	TL26V-25-2 RG	TL26V-25-2SF RG	

PARTS CONSUMABLES 71-72 / TORCH 79 / HANDLE 79 / CABLES 52 / ADAPTER/DINSE 45-47 & 50



## TL26 & TL26V | FLEX | TRIM-LINE SERIES

HEAD STYLE	CABLE	CABLE LENGTH	STANDARD #	SUPER-FLEX #	SPECIFICATIONS
FLEX	1 Piece	12.5 ft. (3.8m)	TL26-12-R FX	TL26-12-RSF FX	8-1/8" (20.6cm)
		25 ft. (7.6m)	TL26-25-R FX	TL26-25-RSF FX	
	2 Piece	12.5 ft. (3.8m)	TL26-12-2 FX	TL26-12-2SF FX	5 oz (141gm)
		25 ft. (7.6m)	TL26-25-2 FX	TL26-25-2SF FX	
FLEX + VALVE	1 Piece	12.5 ft. (3.8m)	TL26V-12-R FX	TL26V-12-RSF FX	7/8" x 14RH power cable connections
		25 ft. (7.6m)	TL26V-25-R FX	TL26V-25-RSF FX	
	2 Piece	12.5 ft. (3.8m)	TL26V-12-2 FX	TL26V-12-2SF FX	
		25 ft. (7.6m)	TL26V-25-2 FX	TL26V-25-2SF FX	

PARTS CONSUMABLES 71-72 / TORCH 79 / HANDLE 79 / CABLES 52 / ADAPTER/DINSE 45-47 & 50



## TL210 & TL210V | RIGID | TRIM-LINE SERIES

HEAD STYLE	CABLE	CABLE LENGTH	STANDARD #	SUPER-FLEX #	SPECIFICATIONS
RIGID	1 Piece	12.5 ft. (3.8m)	TL2112H RG	TL2112HSF RG	8-1/8" (20.6cm)
		25 ft. (7.6m)	TL2125H RG	TL2125HSF RG	
	2 Piece	12.5 ft. (3.8m)	TL2112N RG	TL2112NSF RG	5 oz (141gm)
		25 ft. (7.6m)	TL2125N RG	TL2125NSF RG	
RIGID + VALVE	1 Piece	12.5 ft. (3.8m)	TL2112VH RG	TL2112VHSF RG	5/8" x 18RH power cable connections
		25 ft. (7.6m)	TL2125VH RG	TL2125VHSF RG	
	2 Piece	12.5 ft. (3.8m)	TL2112VN RG	TL2112VNSF RG	
		25 ft. (7.6m)	TL2125VN RG	TL2125VNSF RG	

PARTS CONSUMABLES 71-72 / TORCH 79 / HANDLE 79 / CABLES 52 / ADAPTER/DINSE 45-47 & 50



## TL210 & TL210V | FLEX | TRIM-LINE SERIES

HEAD STYLE	CABLE	CABLE LENGTH	STANDARD #	SUPER-FLEX #	SPECIFICATIONS
FLEX	1 Piece	12.5 ft. (3.8m)	TL2112H FX	TL2112HSF FX	8-1/8" (20.6cm)
		25 ft. (7.6m)	TL2125H FX	TL2125HSF FX	
	2 Piece	12.5 ft. (3.8m)	TL2112N FX	TL2112NSF FX	5 oz (141gm)
		25 ft. (7.6m)	TL2125N FX	TL2125NSF FX	
FLEX + VALVE	1 Piece	12.5 ft. (3.8m)	TL2112VH FX	TL2112VHSF FX	5/8" x 18RH power cable connections
		25 ft. (7.6m)	TL2125VH FX	TL2125VHSF FX	
	2 Piece	12.5 ft. (3.8m)	TL2112VN FX	TL2112VNSF FX	
		25 ft. (7.6m)	TL2125VN FX	TL2125VNSF FX	

PARTS CONSUMABLES 71-72 / TORCH 79 / HANDLE 79 / CABLES 52 / ADAPTER/DINSE 45-47 & 50





# CK200

WATER COOLED | SAME AS CK20

200 amp ACHF or DCSP @ 100%

2 Series Head Accessories



## CK200 & CK200V | RIGID

HEAD STYLE	CABLE	CABLE LENGTH	TRI-FLEX #	SUPER-FLEX #	SPECIFICATIONS
RIGID	Tri-Flex/ SUPER-FLEX	12.5 ft. (3.8m)	<b>CK212</b>	<b>CK212SF</b>	7-1/2" (19.0cm)
		25 ft. (7.6m)	<b>CK225</b>	<b>CK225SF</b>	
RIGID + VALVE	Tri-Flex/ SUPER-FLEX	12.5 ft. (3.8m)	<b>CK212V</b>	<b>CK212VSF</b>	3 oz (85gm)
		25 ft. (7.6m)	<b>CK225V</b>	<b>CK225VSF</b>	

PARTS CONSUMABLES 70 / TORCH 79 / HANDLE 79 / CABLES 55 / ADAPTER/DINSE 45-47 & 50



## CK200 & CK200V | FLEX

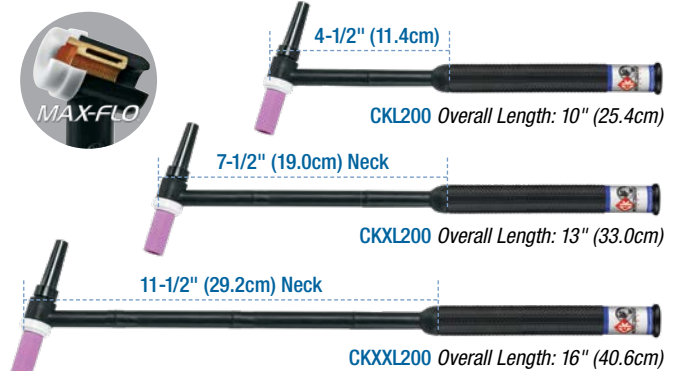
HEAD STYLE	CABLE	CABLE LENGTH	TRI-FLEX #	SUPER-FLEX #	SPECIFICATIONS
FLEX	Tri-Flex/ SUPER-FLEX	12.5 ft. (3.8m)	<b>CK212 FX</b>	<b>CK212SF FX</b>	7-1/2" (19.0cm)
		25 ft. (7.6m)	<b>CK225 FX</b>	<b>CK225SF FX</b>	
FLEX + VALVE	Tri-Flex/ SUPER-FLEX	12.5 ft. (3.8m)	<b>CK212V FX</b>	<b>CK212VSF FX</b>	3 oz (85gm)
		25 ft. (7.6m)	<b>CK225V FX</b>	<b>CK225VSF FX</b>	

PARTS CONSUMABLES 70 / TORCH 79 / HANDLE 79 / CABLES 55 / ADAPTER/DINSE 45-47 & 50

## CK200 RIGID | EXTRA LENGTH SERIES

HEAD STYLE	CABLE	CABLE LENGTH	TRI-FLEX #	SUPER-FLEX #
LONG HEAD 4-1/2" Neck	TriFlex/ SUPER-FLEX	12.5 ft. (3.8m)	<b>CKL212</b>	<b>CKL212SF</b>
		25 ft. (7.6m)	<b>CKL225</b>	<b>CKL225SF</b>
X-LONG HEAD 7-1/2" Neck	TriFlex/ SUPER-FLEX	12.5 ft. (3.8m)	<b>CKXL212</b>	<b>CKXL212SF</b>
		25 ft. (7.6m)	<b>CKXL225</b>	<b>CKXL225SF</b>
XX-LONG HEAD 11-1/2" Neck	TriFlex/ SUPER-FLEX	12.5 ft. (3.8m)	<b>CKXXL212</b>	<b>CKXXL212SF</b>
		25 ft. (7.6m)	<b>CKXXL225</b>	<b>CKXXL225SF</b>

PARTS CONSUMABLES 70 / TORCH 79 / HANDLE 79 / CABLES 55 / ADAPTER/DINSE 45-47 & 50



## CKM200 | RIGID

HEAD STYLE	CABLE	CABLE LENGTH	TRI-FLEX #	SUPER-FLEX #	SPECIFICATIONS
RIGID	Tri-Flex/ SUPER-FLEX	12.5 ft. (3.8m)	<b>CKM212</b>	<b>CKM212SF</b>	7-1/2" (19.0cm)
		25 ft. (7.6m)	<b>CKM225</b>	<b>CKM225SF</b>	

PARTS CONSUMABLES 70 / TORCH 79 / HANDLE 79 / CABLES 55 / ADAPTER/DINSE 45-47 & 50



## CKPF200 | PENCIL FLEX

HEAD STYLE	CABLE	CABLE LENGTH	TRI-FLEX #	SUPER-FLEX #	SPECIFICATIONS
FLEX	Tri-Flex/ SUPER-FLEX	12.5 ft. (3.8m)	<b>CKPF212</b>	<b>CKPF212SF</b>	11-1/2" (29.2cm)
		25 ft. (7.6m)	<b>CKPF225</b>	<b>CKPF225SF</b>	

PARTS CONSUMABLES 70 / TORCH 79 / HANDLE 79 / CABLES 55 / ADAPTER/DINSE 45-47 & 50



CKPF200  
Pencil Flex



# FL230

WATER COOLED  
230 amp ACHF or DCSP @ 100%  
2 Series Head Accessories

## FL230 | FLEX-LOC

HEAD STYLE	CABLE	CABLE LENGTH	TRI-FLEX #	SUPER-FLEX #	SPECIFICATIONS
FL2L	Tri-Flex/ SUPER-FLEX	12.5 ft. (3.8m)	FL2312	FL2312SF	7-3/4" (19.6cm)
		25 ft. (7.6m)	FL2325	FL2325SF	5 oz (141gm)

PARTS CONSUMABLES 70 / TORCH 79 / HANDLE 79 / CABLES 55 / ADAPTER/DINSE 45-47 & 50

2 Series Accessory Kits available on pages 76 & 77 for these torches.



# FL250

WATER COOLED  
250 amp ACHF  
or DCSP @ 100%  
3 Series Head Accessories

## FL250 | FLEX-LOC

HEAD STYLE	CABLE	CABLE LENGTH	TRI-FLEX #	SUPER-FLEX #	SPECIFICATIONS
FL3L	Tri-Flex/ SUPER-FLEX	12.5 ft. (3.8m)	FL2512	FL2512SF	7-3/4" (19.6cm)
		25 ft. (7.6m)	FL2525	FL2525SF	5 oz (141gm)

PARTS CONSUMABLES 71-72 / TORCH 79 / HANDLE 79 / CABLES 55 / ADAPTER/DINSE 45-47 & 50

3 Series Accessory Kits available on pages 76 & 77 for these torches.



230  
AMP

WATER COOLED

250  
AMP



# CK230

WATER COOLED

300 amp ACHF or DCSP @ 100%

2 Series Head Accessories



## CK230 & CK230V | HEAVY DUTY

HEAD STYLE	CABLE	CABLE LENGTH	TRI-FLEX #	SUPER-FLEX #	SPECIFICATIONS
RIGID	Tri-Flex/ SUPER-FLEX	12.5 ft. (3.8m)	<b>CK2312</b>	<b>CK2312SF</b>	8-1/4" (20.9cm)
		25 ft. (7.6m)	<b>CK2325</b>	<b>CK2325SF</b>	
RIGID + VALVE	Tri-Flex/ SUPER-FLEX	12.5 ft. (3.8m)	<b>CK2312V</b>	<b>CK2312VSF</b>	3-3/4 oz (106gm)
		25 ft. (7.6m)	<b>CK2325V</b>	<b>CK2325VSF</b>	

PARTS CONSUMABLES 70 / TORCH 79 / HANDLE 79 / CABLES 54 / ADAPTER/DINSE 45-47 & 50



## CK230 & CK230V | FLEX | HEAVY DUTY

HEAD STYLE	CABLE	CABLE LENGTH	TRI-FLEX #	SUPER-FLEX #	SPECIFICATIONS
FLEX	Tri-Flex/ SUPER-FLEX	12.5 ft. (3.8m)	<b>CK2312 FX</b>	<b>CK2312SF FX</b>	8-1/4" (20.9cm)
		25 ft. (7.6m)	<b>CK2325 FX</b>	<b>CK2325SF FX</b>	
FLEX + VALVE	Tri-Flex/ SUPER-FLEX	12.5 ft. (3.8m)	<b>CK2312V FX</b>	<b>CK2312VSF FX</b>	3-3/4 oz (106gm)
		25 ft. (7.6m)	<b>CK2325V FX</b>	<b>CK2325VSF FX</b>	

PARTS CONSUMABLES 70 / TORCH 79 / HANDLE 79 / CABLES 54 / ADAPTER/DINSE 45-47 & 50



**AK-1 ACCESSORY KIT**  
9-20 TORCHES  
1/8" (3.2mm), 3/32" (2.4mm), 1/8" (3.2mm)

**AK-4 ACCESSORY KIT**  
9-20 TORCHES  
1/8" (3.2mm), 3/32" (2.4mm), 1/8" (3.2mm)

**AK-4GS ACCESSORY KIT**  
9-20 TORCHES  
1/8" (3.2mm), 3/32" (2.4mm), 1/8" (3.2mm)

**AK-6 ACCESSORY KIT**  
9-20, 25 TORCHES  
3/32" (2.4mm), 1/8" (3.2mm), 3/16" (4.8mm)

2 Series Accessory Kits available on pages 76 & 77 for these torches. Kits allow you to quickly reconfigure your torch based on project requirements to use different tungsten sizes, or convert to Gas-Saver or Stubby.





**TRIM-LINE™**

# TL18 TL300

WATER COOLED  
350 amp ACHF or DCSP @ 100%  
3 Series Head Accessories

**350  
AMP**

**WATER COOLED**

## TL18 & TL18V | RIGID | TRIM-LINE SERIES

HEAD STYLE	CABLE	CABLE LENGTH	3-PIECE VINYL #	SUPER-FLEX #	SPECIFICATIONS
<b>RIGID</b>	3-Piece Vinyl/ SUPER-FLEX	12.5 ft. (3.8m)	<b>TL18-12</b>	<b>TL18-12SF</b>	8" (20.3cm)
		25 ft. (7.6m)	<b>TL18-25</b>	<b>TL18-25SF</b>	5 oz (141gm)
<b>RIGID + VALVE</b>	3-Piece Vinyl/ SUPER-FLEX	12.5 ft. (3.8m)	<b>TL18V-12</b>	<b>TL18V-12SF</b>	7/8" x 14RH power cable connections
		25 ft. (7.6m)	<b>TL18V-25</b>	<b>TL18V-25SF</b>	

PARTS CONSUMABLES 71-72 / TORCH 79 / HANDLE 79 / CABLES 54 / ADAPTER/DINSE 45-47 & 50



## TL18 & TL18V | FLEX | TRIM-LINE SERIES

HEAD STYLE	CABLE	CABLE LENGTH	TRI-FLEX #	SUPER-FLEX #	SPECIFICATIONS
<b>FLEX</b>	3-Piece Vinyl/ SUPER-FLEX	12.5 ft. (3.8m)	<b>TL18-12 FX</b>	<b>TL18-12SF FX</b>	8" (20.3cm)
		25 ft. (7.6m)	<b>TL18-25 FX</b>	<b>TL18-25SF FX</b>	5 oz (141gm)
<b>FLEX + VALVE</b>	3-Piece Vinyl/ SUPER-FLEX	12.5 ft. (3.8m)	<b>TL18V-12 FX</b>	<b>TL18V-12SF FX</b>	7/8" x 14RH power cable connections
		25 ft. (7.6m)	<b>TL18V-25 FX</b>	<b>TL18V-25SF FX</b>	

PARTS CONSUMABLES 71-72 / TORCH 79 / HANDLE 79 / CABLES 54 / ADAPTER/DINSE 45-47 & 50



## TL300 & TL300V | RIGID | TRIM-LINE SERIES

HEAD STYLE	CABLE	CABLE LENGTH	TRI-FLEX #	SUPER-FLEX #	SPECIFICATIONS
<b>RIGID</b>	Tri-Flex/ SUPER-FLEX	12.5 ft. (3.8m)	<b>TL312</b>	<b>TL312SF</b>	8" (20.3cm)
		25 ft. (7.6m)	<b>TL325</b>	<b>TL325SF</b>	5 oz (141gm)
<b>RIGID + VALVE</b>	Tri-Flex/ SUPER-FLEX	12.5 ft. (3.8m)	<b>TL312V</b>	<b>TL312VSF</b>	5/8" x 18RH power cable connections
		25 ft. (7.6m)	<b>TL325V</b>	<b>TL325VSF</b>	

PARTS CONSUMABLES 71-72 / TORCH 79 / HANDLE 79 / CABLES 54 / ADAPTER/DINSE 45-47 & 50



## TL300 & TL300V | FLEX | TRIM-LINE SERIES

HEAD STYLE	CABLE	CABLE LENGTH	TRI-FLEX #	SUPER-FLEX #	SPECIFICATIONS
<b>FLEX</b>	Tri-Flex/ SUPER-FLEX	12.5 ft. (3.8m)	<b>TL312 FX</b>	<b>TL312SF FX</b>	8" (20.3cm)
		25 ft. (7.6m)	<b>TL325 FX</b>	<b>TL325SF FX</b>	5 oz (141gm)
<b>FLEX + VALVE</b>	Tri-Flex/ SUPER-FLEX	12.5 ft. (3.8m)	<b>TL312V FX</b>	<b>TL312VSF FX</b>	5/8" x 18RH power cable connections
		25 ft. (7.6m)	<b>TL325V FX</b>	<b>TL325VSF FX</b>	

PARTS CONSUMABLES 71-72 / TORCH 79 / HANDLE 79 / CABLES 54 / ADAPTER/DINSE 45-47 & 50





# CK510

WATER COOLED

500 amp ACHF or DCSP @ 100%

3 or 51 Series Head Accessories



## CK510 | HEAVY DUTY

HEAD STYLE	CABLE	CABLE LENGTH	STANDARD #	SUPER-FLEX #	SPECIFICATIONS
RIGID	3 Piece/ Super-Flex	12.5 ft. (3.8m)	CK5112	CK5112SF	9-1/4" (23.5cm)
		25 ft. (7.6m)	CK5125	CK5125SF	
RIGID + VALVE	3 Piece/ Super-Flex	12.5 ft. (3.8m)	CK5112V	CK5112VSF	6-3/4 oz (191gm)
		25 ft. (7.6m)	CK5125V	CK5125VSF	


PARTS CONSUMABLES 71/73 / TORCH 79 / HANDLE 79 / CABLES 55 / ADAPTER/DINSE 45-47 & 50

Uses .020" ~ 1/4" (0.5mm ~ 6.4mm) Tungsten

**SMALLEST 500 AMP  
TORCH IN THE WORLD!**

## NEED TUNGSTEN?

CK Worldwide Tungsten is of the highest quality and is an industry favorite!  
We supply 7 tungsten electrode types including:



**2% THORIATED (RED)**  
Principal Oxide: 1.7-2.2% Thorium Oxide

**0.8% ZIRCONIATED (WHITE)**  
Principal Oxide: 0.7-0.9% Zirconium Oxide

**1.5% LANTHANATED (GOLD)**  
Principal Oxide: 1.3-1.7% Lanthanum Oxide

**2% CERIATED (GRAY)**  
FORMERLY ORANGE  
Principal Oxide: 1.8-2.2% Cerium Oxide

**PURE (GREEN)**  
Principal Oxide: None

**2% LANTHANATED (BLUE)**  
Principal Oxide: 1.8-2.2% Lanthanum Oxide

**LaYzr™ (CHARTREUSE)**  
Principal Oxides: 1.5% Lanthanum,  
0.8% Yttrium Oxides, 0.8% Zirconium

For more information see pages 66-67.



# OZMO & CUT-DOWN TORCHES

The Ozmo and Cut-Down torch packages include a 24 or 24W style torch and premium accessory kit featuring low-profile consumables for easy low clearance work. With higher amperage than our Micro Torch packages, these torch kits allow you to finesse welds that were previously inaccessible with larger torches.

## OZMO TORCH



- Gas flow rate: All position 16–20 CFH
- Tungsten extension: All position 1/4" max.
- Assembly instructions: Tighten gas lens with a wrench beyond finger tight



### 80AMP OZMO | GAS COOLED

HEAD STYLE	CABLE	CABLE LENGTH	SUPER-FLEX #
RIGID	1 Piece SUPER-FLEX	12.5 ft. (3.8m)	<b>CK24-12SF-OZMO</b>
		25 ft. (7.6m)	<b>CK24-25SF-OZMO</b>

PARTS TORCH BODY CK24 / HANDLE HS / CABLES 52

### 180AMP OZMO | WATER COOLED

HEAD STYLE	CABLE	CABLE LENGTH	SUPER-FLEX #
RIGID	3 Piece SUPER-FLEX	12.5 ft. (3.8m)	<b>CK24W-12SF-OZMO</b>
		25 ft. (7.6m)	<b>CK24W-25SF-OZMO</b>

PARTS TORCH BODY CK24W / HANDLE HS / CABLES 55

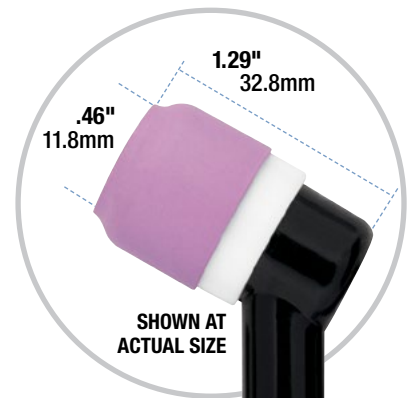
### NEED JUST THE KIT? OZMO CONVERSION KIT

Part # **KIT-OZMO** includes 1 heatshield, 2 gas lenses, 2 collets, 2 alumina cups, and 5 pieces of 3/32" (2.4mm) tungsten. For use on CK24, CK24W, CK80, CK90, and CK180 torches. See page 77.

## CUT-DOWN TORCH



- Gas flow rate: All position 16–20 CFH
- Tungsten extension: All position 1/4" max.
- Assembly instructions: Tighten gas lens with a wrench beyond finger tight



### 80AMP CUT-DOWN | GAS COOLED

HEAD STYLE	CABLE	CABLE LENGTH	SUPER-FLEX #
RIGID	1 Piece SUPER-FLEX	12.5 ft. (3.8m)	<b>CK24-12SF-CD</b>
		25 ft. (7.6m)	<b>CK24-25SF-CD</b>

PARTS TORCH BODY CK24 / HANDLE HS / CABLES 55

### 180AMP CUT-DOWN | WATER COOLED

HEAD STYLE	CABLE	CABLE LENGTH	SUPER-FLEX #
RIGID	3 Piece SUPER-FLEX	12.5 ft. (3.8m)	<b>CK24W-12SF-CD</b>
		25 ft. (7.6m)	<b>CK24W-25SF-CD</b>

PARTS TORCH BODY CK24W / HANDLE HS / CABLES 55

### NEED JUST THE KIT? CUT-DOWN CONVERSION KIT

Part # **KIT-CD** includes 1 heatshield, 2 gas lenses, 2 collets, 2 alumina cups, and 5 pieces of 3/32" (2.4mm) tungsten. For use on CK24, CK24W, CK80, CK90, and CK180 torches. See page 77.



# AIRCO TORCHES

Super-Flex™ cables available upon request, contact customer service for details.

## CKA10 & CKA10V | AIRCO 100 AMP

HEAD STYLE	CABLE	CABLE LENGTH	STANDARD #	SPECIFICATIONS
RIGID	1 Piece*	12.5 ft. (3.8m)	CKA102	8-1/8" (20.6cm) 3-1/2 oz (99gm) A2 Series Head Accessories
		25 ft. (7.6m)	CKA105	
RIGID + VALVE	1 Piece*	12.5 ft. (3.8m)	CKA102V	A2 Series Head Accessories
		25 ft. (7.6m)	CKA105V	
PARTS CONSUMABLES 75 / TORCH 79 / HANDLE 79 / CABLES 56 / ADAPTER/DINSE 45-47				

## CKA16 & CKA16V | AIRCO 200 AMP

HEAD STYLE	CABLE	CABLE LENGTH	STANDARD #	SPECIFICATIONS
RIGID	1 Piece*	12.5 ft. (3.8m)	CKA162 RG	9-3/8" (23.8cm) 7-1/2 oz (212gm) A3 Series Head Accessories
		25 ft. (7.6m)	CKA165 RG	
	2 Piece*	12.5 ft. (3.8m)	CKA162N RG	
		25 ft. (7.6m)	CKA165N RG	
RIGID + VALVE	1 Piece*	12.5 ft. (3.8m)	CKA162V RG	A3 Series Head Accessories
		25 ft. (7.6m)	CKA165V RG	
	2 Piece*	12.5 ft. (3.8m)	CKA162VN RG	
		25 ft. (7.6m)	CKA165VN RG	
PARTS CONSUMABLES 75 / TORCH 79 / HANDLE 79 / CABLES 56 / ADAPTER/DINSE 45-47				

## CKA16 & CKA16V FLEX | AIRCO 200 AMP

HEAD STYLE	CABLE	CABLE LENGTH	STANDARD #	SPECIFICATIONS
FLEX	1 Piece*	12.5 ft. (3.8m)	CKA162 FX	9-3/8" (23.8cm) 7-1/2 oz (212gm) A3 Series Head Accessories
		25 ft. (7.6m)	CKA165 FX	
	2 Piece*	12.5 ft. (3.8m)	CKA162N FX	
		25 ft. (7.6m)	CKA165N FX	
FLEX + VALVE	1 Piece*	12.5 ft. (3.8m)	CKA162V FX	A3 Series Head Accessories
		25 ft. (7.6m)	CKA165V FX	
	2 Piece*	12.5 ft. (3.8m)	CKA162VN FX	
		25 ft. (7.6m)	CKA165VN FX	
PARTS CONSUMABLES 75 / TORCH 79 / HANDLE 79 / CABLES 56 / ADAPTER/DINSE 45-47				

## CKA20 & CKA20V | AIRCO 250 AMP

HEAD STYLE	CABLE	CABLE LENGTH	TRI-FLEX #	SPECIFICATIONS
RIGID	Tri-Flex*	12.5 ft. (3.8m)	CKA202	8-1/2" (21.6cm) 4 oz (113gm) A2 Series Head Accessories
		25 ft. (7.6m)	CKA205	
RIGID + VALVE	Tri-Flex*	12.5 ft. (3.8m)	CKA202V	A2 Series Head Accessories
		25 ft. (7.6m)	CKA205V	
PARTS CONSUMABLES 75 / TORCH 79 / HANDLE 79 / CABLES 56 / ADAPTER/DINSE 45-47				

## CKA35 & CKA35V | AIRCO 350 AMP

HEAD STYLE	CABLE	CABLE LENGTH	TRI-FLEX #	SPECIFICATIONS
RIGID	Tri-Flex*	12.5 ft. (3.8m)	CKA352	8-1/2" (21.6cm) 4 oz (113gm) A3 Series Head Accessories
		25 ft. (7.6m)	CKA355	
RIGID + VALVE	Tri-Flex*	12.5 ft. (3.8m)	CKA352V	A3 Series Head Accessories
		25 ft. (7.6m)	CKA355V	
PARTS CONSUMABLES 75 / TORCH 79 / HANDLE 79 / CABLES 56 / ADAPTER/DINSE 45-47				



# PHENOLIC TORCHES

Hard phenolic torch bodies with rigid neck torches, remove the ability to flex or bend the head of the torch. Hard phenolic torch bodies are only available in the models below and as replacement heads only.

## HP-9 | 125 AMP GAS COOLED

2 Series Head  
Accessories

TORCH **HP-9**  
HANDLE **53N06** (Smooth)



## HP-17 | 150 AMP GAS COOLED

3 Series Head  
Accessories

TORCH **HP-17**  
HANDLE **105Z55R** (Ribbed)



## HP-17-90 | 150 AMP GAS COOLED

3 Series Head  
Accessories

TORCH **HP-17-90**  
HANDLE **105Z55R** (Ribbed)



## HP-17V | 150 AMP GAS COOLED

3 Series Head  
Accessories

TORCH **HP-17V**  
HANDLE **105Z55R** (Ribbed)



## HP-26 | 200 AMP GAS COOLED

3 Series Head  
Accessories

TORCH **HP-26**  
HANDLE **54N84** (Ribbed)



## HP-26-90 | 200 AMP GAS COOLED

3 Series Head  
Accessories

TORCH **HP-26-90**  
HANDLE **10N15** (Smooth)



## HP-26V | 200 AMP GAS COOLED

3 Series Head  
Accessories

TORCH **HP-26V**  
HANDLE **54N84** (Ribbed)



## HP-20 | 250 AMP WATER COOLED

2 Series Head  
Accessories

TORCH **HP-20**  
HANDLE **53N06** (Smooth)



## HP-18 | 350 AMP WATER COOLED

3 Series Head  
Accessories

TORCH **HP-18**  
HANDLE **10N15** (Smooth)





# STANDARD GAS SAVER™ KITS

Use these conversion kits and save up to 40% of shield gas consumption plus save money on replacement parts.

- Provides better gas coverage versus standard collet bodies
- Tungsten stick-out can be up to 6 times the electrode diameter
- Clear Pyrex or Alumina push on nozzles available
- Improves visibility
- Less expensive replacement parts than standard gas lenses
- Fits most standard silicone rubber insulated torch bodies
- Replaceable screen adapter

**SAVE UP TO 40%**  
of shield gas consumption

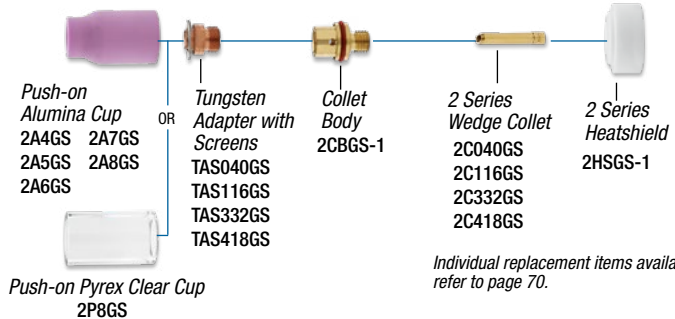


**KITS INCLUDE WEDGE COLLET**

## 2 SERIES | STANDARD | GAS SAVER KITS

TORCHES	TUNGSTEN	CUP TYPE	ORDER #
<b>CK9, CK20</b> (2 SERIES)	1/16" (1.6mm)	ALUMINA	<b>D2GS116</b>
	3/32" (2.4mm)	ALUMINA	<b>D2GS332</b>
	1/8" (3.2mm)	ALUMINA	<b>D2GS418</b>
	1/16" (1.6mm)	PYREX	<b>D2GS116-P</b>
	3/32" (2.4mm)	PYREX	<b>D2GS332-P</b>
	1/8" (3.2mm)	PYREX	<b>D2GS418-P</b>


COMPLETE FRONT-END KIT INCLUDES ITEMS BELOW (ONE EACH):



## 3 SERIES | STANDARD | GAS SAVER KITS

TORCHES	TUNGSTEN	CUP TYPE	ORDER #
<b>CK17, CK18, CK26</b> (3 SERIES)	1/16" (1.6mm)	ALUMINA	<b>D3GS116</b>
	3/32" (2.4mm)	ALUMINA	<b>D3GS332</b>
	1/8" (3.2mm)	ALUMINA	<b>D3GS418</b>
	1/16" (1.6mm)	PYREX	<b>D3GS116-P</b>
	3/32" (2.4mm)	PYREX	<b>D3GS332-P</b>
	1/8" (3.2mm)	PYREX	<b>D3GS418-P</b>

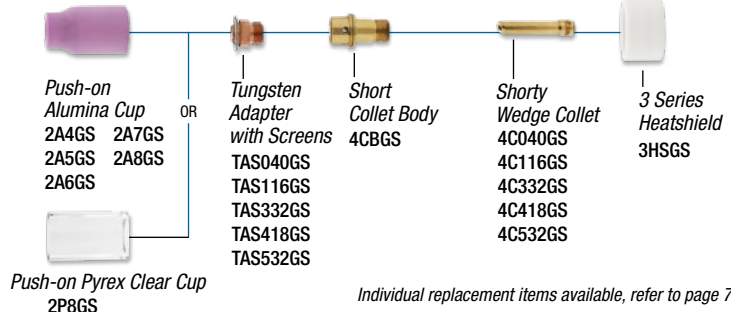
COMPLETE FRONT-END KIT INCLUDES ITEMS BELOW (ONE EACH):



## 4 SERIES | STUBBY | GAS SAVER KITS

TORCHES	TUNGSTEN	CUP TYPE	ORDER #
<b>CK17, CK18, CK26</b> (3 SERIES)	1/16" (1.6mm)	ALUMINA	<b>D4GS116</b>
	3/32" (2.4mm)	ALUMINA	<b>D4GS332</b>
	1/8" (3.2mm)	ALUMINA	<b>D4GS418</b>
	1/16" (1.6mm)	PYREX	<b>D4GS116-P</b>
	3/32" (2.4mm)	PYREX	<b>D4GS332-P</b>
	1/8" (3.2mm)	PYREX	<b>D4GS418-P</b>

COMPLETE FRONT-END KIT INCLUDES ITEMS BELOW (ONE EACH):



# LARGE DIAMETER GAS SAVER™ KITS

Alloys such as Titanium that require extra shield gas coverage are now being used for aerospace and motorsport components. Standard and large diameter gas lenses are not adequate to insure a larger surface area of shield gas coverage. CK Worldwide's Large Diameter Gas Saver™ is ideal for titanium tubing. High-temperature Pyrex glass gas cups insure full visibility of the weld puddle and directs a uniform gas flow pattern over a very large surface area.



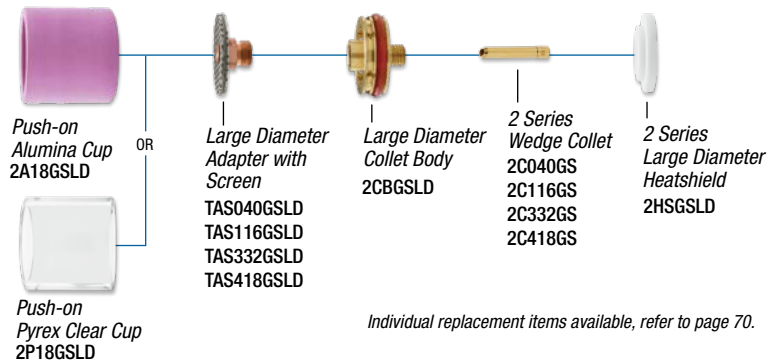
**GREAT FOR TITANIUM!**

- Improved visibility allows odd-angle welding
- Tungsten stick-out can extend up to 1-1/2" (3.81cm) beyond the edge of the gas cup
- Clear Pyrex or Alumina push on nozzles available
- Less expensive replacement parts than standard gas lenses
- Fits most standard silicone rubber insulated torch bodies
- Replaceable screen adapter

## 2 SERIES | LRG. DIAMETER | GAS SAVER KITS

TORCHES	TUNGSTEN	CUP TYPE	ORDER #
CK9, CK20 (2 SERIES)	1/16" (1.6mm)	ALUMINA	<b>D2GS116LD-A</b>
	3/32" (2.4mm)	ALUMINA	<b>D2GS332LD-A</b>
	1/8" (3.2mm)	ALUMINA	<b>D2GS418LD-A</b>
	1/16" (1.6mm)	PYREX	<b>D2GS116LD</b>
	3/32" (2.4mm)	PYREX	<b>D2GS332LD</b>
	1/8" (3.2mm)	PYREX	<b>D2GS418LD</b>

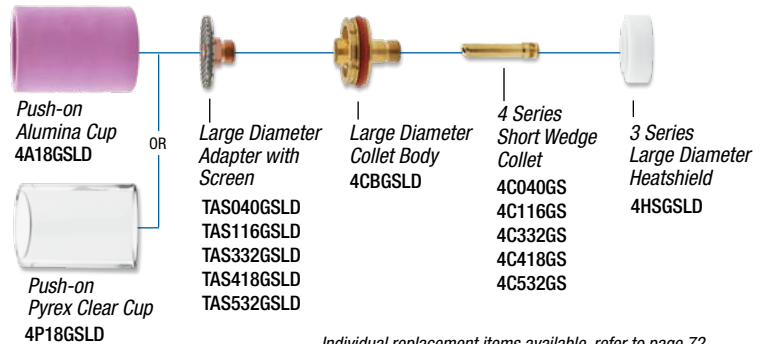
COMPLETE FRONT-END KIT INCLUDES ITEMS BELOW (ONE EACH):



## 3 SERIES | LRG. DIAMETER | GAS SAVER KITS

TORCHES	TUNGSTEN	CUP TYPE	ORDER #
CK17, CK18, CK26 (3 SERIES)	1/16" (1.6mm)	ALUMINA	<b>D4GS116LD-A</b>
	3/32" (2.4mm)	ALUMINA	<b>D4GS332LD-A</b>
	1/8" (3.2mm)	ALUMINA	<b>D4GS418LD-A</b>
	1/16" (1.6mm)	PYREX	<b>D4GS116LD</b>
	3/32" (2.4mm)	PYREX	<b>D4GS332LD</b>
	1/8" (3.2mm)	PYREX	<b>D4GS418LD</b>

COMPLETE FRONT-END KIT INCLUDES ITEMS BELOW (ONE EACH):





# COLD WIRE FEEDER


Automate the addition of filler metal with the touch of a button using the WF-5 Cold Wire Feeder. This machine works independently to provide continuous filler metal for your TIG welding needs.

- Increases productivity
- Automates adding of filler metal
- All parameters can be duplicated for consistency
- Dual groove drive roll accepts multiple wire sizes
- Accepts standard wire spool sizes
- Eliminates filler rod stub loss
- Machine cover keeps filler metal clean and uncontaminated
- Makes fully-automated, or one-handed, TIG welding possible

*Note: For complete installation of a Cold Wire Feed system you need both the Cold Wire Feeder and a Wire Feed Application method, such as those listed below, in conjunction with your welding machine. The Cold Wire Feeder works independently and needs its own power source.*



## WF-5 FRONT PANEL CONTROLS



## WF5 COLD WIRE FEED UNIT | CK EXCLUSIVE

APPLICATION	DRIVE ROLL	WIRE SIZE	ORDER #
HAND HELD/ MACHINE MOUNTED	30-45DR	.030" – .045" (.8mm–1.1mm)	<b>WF5-035</b>
	30-45DR	.030" – .045" (.8mm–1.1mm)	<b>WF5-045</b>
	40-35DR	045" – 1/16" (1.1mm–1.6mm)	<b>WF5-116</b>

## WIRE FEED APPLICATIONS



## WF-5 SPECIFICATIONS

Voltage ..... 115V AC (220V AC 50 Hz.— Special Order)  
 Phase ..... Single Phase  
 Frequency ..... 50/60 Hz.  
 Height ..... 15" (38.1cm)  
 Width ..... 10" (25.4cm)  
 Length ..... 21" (53.3cm)  
 Weight ..... 54 lbs. (24.5kg)  
 Filler Wire Spool Size ..... 12" (30.5cm)  
 Filler Wire Sizes ..... .023" (.5mm), .030" (.8mm),  
 .035" (.9mm), .045" (1.1mm), 1/16" (1.6mm)  
 Wire Feed Speed Range ..... 0–700 in/min (0–1,775cm/min)  
 Feed Time (pulsed mode) ..... continuously variable  
 Dwell Time (pulsed mode) ..... continuously variable  
 Delay Start Time ..... continuously variable  
 Wire Retract Time ..... continuously variable



# HANDHELD PENDANT

## CWH PENDANT |

HEAD STYLE	LENGTH	WIRE SIZE / TYPE	ORDER#	SPECIFICATIONS
ELECTRIC SWITCH W/ STRAIGHT WIRE GUIDE	8 ft. (2.4m)	.030" (.8mm) / Soft	<b>CWH-030S</b>	Pendant unit
	10 ft. (3.0m)	.030" (.8mm) / Hard	<b>CWH-030H</b>	Used in conjunction with TIG torch
	8 ft. (2.4m)	.035" (.9mm) / Soft	<b>CWH-035S</b>	Standard feed cable length: 10' hard wire (3m) 8' soft wire (2.4m)
	10 ft. (3.0m)	.035" (.9mm) / Hard	<b>CWH-035H</b>	
	8 ft. (2.4m)	.045" (1.1mm) / Soft	<b>CWH-045S</b>	
	10 ft. (3.0m)	.045" (1.1mm) / Hard	<b>CWH-045H</b>	
	8 ft. (2.4m)	1/16" (1.6mm) / Soft	<b>CWH-116S</b>	
	10 ft. (3.0m)	1/16" (1.6mm) / Hard	<b>CWH-116H</b>	

# COLD WIRE TORCHES

## CWH1812 COLD WIRE | WATER COOLED | 180AMP

STYLE	WIRE SIZE / TYPE	TRI-FLEX #	SUPER-FLEX #	SPECIFICATIONS
RIGID W/OUT VALVE	.030" (.8mm) / Soft	<b>CWH1812-030S</b>	<b>CWH1812SF-030S</b>	180 amp ACHF or DCSP @ 100%
	.030" (.8mm) / Hard	<b>CWH1812-030H</b>	<b>CWH1812SF-030H</b>	
	.035" (.9mm) / Soft	<b>CWH1812-035S</b>	<b>CWH1812SF-035S</b>	8-1/8" (20.6cm)
	.035" (.9mm) / Hard	<b>CWH1812-035H</b>	<b>CWH1812SF-035H</b>	3-1/2 oz. (99gm)
12.5 ft. (3.8m) Tri-Flex or Super-Flex Cables	.045" (1.1mm) / Soft	<b>CWH1812-045S</b>	<b>CWH1812SF-045S</b>	8 Series Head Accessories
	.045" (1.1mm) / Hard	<b>CWH1812-045H</b>	<b>CWH1812SF-045H</b>	
	1/16" (1.6mm) / Soft	<b>CWH1812-116S</b>	<b>CWH1812SF-116S</b>	
	1/16" (1.6mm) / Hard	<b>CWH1812-116H</b>	<b>CWH1812SF-116H</b>	

## CWH2312 COLD WIRE | WATER COOLED | 300AMP


STYLE	WIRE SIZE / TYPE	TRI-FLEX #	SUPER-FLEX #	SPECIFICATIONS
RIGID W/OUT VALVE	.030" (.8mm) / Soft	<b>CWH2312-030S</b>	<b>CWH2312SF-030S</b>	300 amp ACHF or DCSP @ 100%
	.030" (.8mm) / Hard	<b>CWH2312-030H</b>	<b>CWH2312SF-030H</b>	
	.035" (.9mm) / Soft	<b>CWH2312-035S</b>	<b>CWH2312SF-035S</b>	8-1/4" (20.9cm)
	.035" (.9mm) / Hard	<b>CWH2312-035H</b>	<b>CWH2312SF-035H</b>	3-3/4 oz. (106gm)
12.5 ft. (3.8m) Tri-Flex or Super-Flex Cables	.045" (1.1mm) / Soft	<b>CWH2312-045S</b>	<b>CWH2312SF-045S</b>	2 Series Head Accessories
	.045" (1.1mm) / Hard	<b>CWH2312-045H</b>	<b>CWH2312SF-045H</b>	
	1/16" (1.6mm) / Soft	<b>CWH2312-116S</b>	<b>CWH2312SF-116S</b>	
	1/16" (1.6mm) / Hard	<b>CWH2312-116H</b>	<b>CWH2312SF-116H</b>	

## CWHTL312 COLD WIRE | WATER COOLED | 350AMP

STYLE	WIRE SIZE / TYPE	TRI-FLEX #	SUPER-FLEX #	SPECIFICATIONS
RIGID W/OUT VALVE	.030" (.8mm) / Soft	<b>CWHTL312-030S</b>	<b>CWHTL312SF-030S</b>	350 amp ACHF or DCSP @ 100%
	.030" (.8mm) / Hard	<b>CWHTL312-030H</b>	<b>CWHTL312SF-030H</b>	
	.035" (.9mm) / Soft	<b>CWHTL312-035S</b>	<b>CWHTL312SF-035S</b>	8" (20.3cm)
	.035" (.9mm) / Hard	<b>CWHTL312-035H</b>	<b>CWHTL312SF-035H</b>	5 oz. (141gm)
12.5 ft. (3.8m) Tri-Flex or Super-Flex Cables	.045" (1.1mm) / Soft	<b>CWHTL312-045S</b>	<b>CWHTL312SF-045S</b>	3 Series Head Accessories
	.045" (1.1mm) / Hard	<b>CWHTL312-045H</b>	<b>CWHTL312SF-045H</b>	
	1/16" (1.6mm) / Soft	<b>CWHTL312-116S</b>	<b>CWHTL312SF-116S</b>	
	1/16" (1.6mm) / Hard	<b>CWHTL312-116H</b>	<b>CWHTL312SF-116H</b>	

## CWH3512 COLD WIRE | WATER COOLED | 400AMP

STYLE	WIRE SIZE / TYPE	3-PIECE VINYL #	SUPER-FLEX #	SPECIFICATIONS
RIGID W/OUT VALVE	.030" (.8mm) / Soft	<b>CWH3512-030S</b>	<b>CWH3512SF-030S</b>	400 amp ACHF or DCSP @ 100%
	.030" (.8mm) / Hard	<b>CWH3512-030H</b>	<b>CWH3512SF-030H</b>	
	.035" (.9mm) / Soft	<b>CWH3512-035S</b>	<b>CWH3512SF-035S</b>	9-1/2" (24.1cm)
	.035" (.9mm) / Hard	<b>CWH3512-035H</b>	<b>CWH3512SF-035H</b>	6-1/2 oz. (184gm)
12.5 ft. (3.8m) 3-Piece Vinyl or Super-Flex Cables	.045" (1.1mm) / Soft	<b>CWH3512-045S</b>	<b>CWH3512SF-045S</b>	3 Series Head Accessories
	.045" (1.1mm) / Hard	<b>CWH3512-045H</b>	<b>CWH3512SF-045H</b>	
	1/16" (1.6mm) / Soft	<b>CWH3512-116S</b>	<b>CWH3512SF-116S</b>	
	1/16" (1.6mm) / Hard	<b>CWH3512-116H</b>	<b>CWH3512SF-116H</b>	



COLD WIRE TORCHES



# COLD WIRE TORCHES MACHINE MOUNTED



When these torches are used in conjunction with the WF-5 wire feeder, complete automatic feeding of the filler wire is possible.

Please specify size: .030" (.8mm), .035" (.9mm), .045" (1.1mm), 1/16" (1.6mm)  
And type: (HARD – steel or SOFT – aluminum) when ordering.

A separate remote switch (CWMES) is required for complete installation.  
Standard feed cable length: 8 ft. (2.4m) for soft wire, and 10 ft. (3m) for hard wire.

## CWM2312 MACHINE COLD WIRE TORCH WATER COOLED | 300 AMP

HEAD STYLE	CABLE	WIRE SIZE / TYPE	TRI-FLEX #	SPECIFICATIONS	
BARREL FRONT LOAD	12-1/2 ft. (3.8m) Tri-Flex	.030" (.8mm) / Soft	CWM2312-030S	300 amp ACHF or DCSP @ 100%	
		.030" (.8mm) / Hard	CWM2312-030H		
	<i>Special length cables are available upon request.</i>		.035" (.9mm) / Soft	CWM2312-035S	18" (45.7cm)
			.035" (.9mm) / Hard	CWM2312-035H	6 oz. (170gm)
			.045" (1.1mm) / Soft	CWM2312-045S	1-3/8" (35mm)
			.045" (1.1mm) / Hard	CWM2312-045H	0.D. Barrel
			1/16" (1.6mm) / Soft	CWM2312-116S	2 Series Head Accessories
			1/16" (1.6mm) / Hard	CWM2312-116H	



## CWM3512 MACHINE COLD WIRE TORCH WATER COOLED | 350 AMP

HEAD STYLE	CABLE	WIRE SIZE / TYPE	ORDER #	SPECIFICATIONS	
BARREL FRONT LOAD	12-1/2 ft. (3.8m) Separate Cables	.030" (.8mm) / Soft	CWM3512-030S	350 amp ACHF or DCSP @ 100%	
		.030" (.8mm) / Hard	CWM3512-030H		
	<i>Special length cables are available upon request.</i>		.035" (.9mm) / Soft	CWM3512-035S	18" (45.7cm)
			.035" (.9mm) / Hard	CWM3512-035H	6 oz. (170gm)
			.045" (1.1mm) / Soft	CWM3512-045S	1-3/8" (35mm)
			.045" (1.1mm) / Hard	CWM3512-045H	0.D. Barrel
			1/16" (1.6mm) / Soft	CWM3512-116S	3 Series Head Accessories
			1/16" (1.6mm) / Hard	CWM3512-116H	



## CWM412 MACHINE COLD WIRE TORCH WATER COOLED | 400 AMP

HEAD STYLE	CABLE	WIRE SIZE / TYPE	ORDER #	SPECIFICATIONS	
SCREW MOUNTED FRONT AND BACK LOAD	12-1/2 ft. (3.8m) Separate Cables	.030" (.8mm) / Soft	CWMT412-030S	400 amp ACHF or DCSP @ 100%	
		.030" (.8mm) / Hard	CWMT412-030H		
	<i>Special length cables are available upon request.</i>		.035" (.9mm) / Soft	CWMT412-035S	4-1/16" (10.3cm)
			.035" (.9mm) / Hard	CWMT412-035H	6-1/4 oz. (177gm)
			.045" (1.1mm) / Soft	CWMT412-045S	Machine Series Head Accessories (see page 74)
			.045" (1.1mm) / Hard	CWMT412-045H	
			1/16" (1.6mm) / Soft	CWMT412-116S	
			1/16" (1.6mm) / Hard	CWMT412-116H	



## CWMT512 MACHINE COLD WIRE TORCH WATER COOLED | 500 AMP


HEAD STYLE	CABLE	WIRE SIZE / TYPE	ORDER #	SPECIFICATIONS	
7" (17.8cm) or 18" (45.7cm) Barrel* FRONT AND BACK LOAD	12-1/2 ft. (3.8m) Separate Cables	.030" (.8mm) / Soft	CWMT512-7-030S	500 amp ACHF or DCSP @ 100%	
		.030" (.8mm) / Hard	CWMT512-7-030H		
	<i>Special length cables are available upon request.</i>		.035" (.9mm) / Soft	CWMT512-7-035S	7" (17.8cm)
			.035" (.9mm) / Hard	CWMT512-7-035H	12 oz. (340gm)
			.045" (1.1mm) / Soft	CWMT512-7-045S	Machine Series Head Accessories (see page 74)
			.045" (1.1mm) / Hard	CWMT512-7-045H	
			1/16" (1.6mm) / Soft	CWMT512-7-116S	
			1/16" (1.6mm) / Hard	CWMT512-7-116H	



\*Contact CK Worldwide for 18 inch (45.7cm) barrel part numbers.

# COLD WIRE CONDUITS AND WIRE GUIDES

The chart below can be used for finding part numbers based on the torch and size/type of wire that is being used. Our standard lengths for the Wire Conduit is 8 ft. (2.4m) for SOFT wire, and 10 ft. (3m) for HARD wire to help prevent feeding problems.



## RECOMMENDED COLD WIRE CONDUIT AND WIRE GUIDES

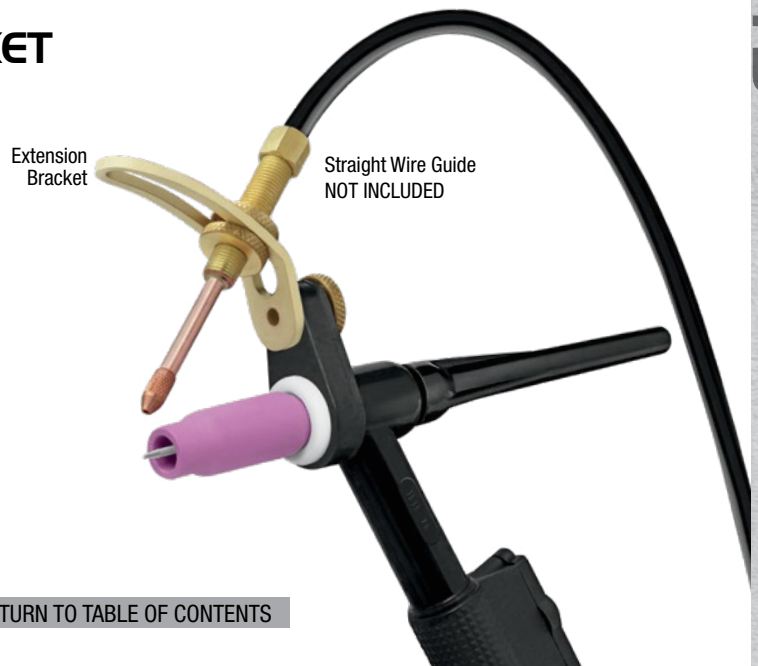
TIG TORCH	WIRE SIZE	WIRE TYPE	PART NUMBER			
			WIRE CONDUIT	WIRE GUIDE (Tube and Tip)	TUBE	TIP
<i>Body Mounted</i> <b>CWH180</b> <b>CWH230</b> <b>CWM230</b> <b>CWMT500</b>	.023" (.5 mm) – .030" (.8 mm)	Hard	CW-FC	CWG030B	CWGB	CWT030
	.023" (.5 mm) – .030" (.8 mm)	Soft	NOT RECOMMENDED	N/A	N/A	N/A
	.035" (.9 mm)	Hard	CW-FC	CWG035B	CWGB	CWT035
	.035" (.9 mm)	Soft	CW-FCN	CWG035B	CWGB	CWT035
	.045" (1.1 mm)	Hard	CW-FC	CWG045B	CWGB	CWT045
	3/64" (1.2 mm)	Soft	CW-FCN	CWG116B	NONE	NONE
<i>Front Mounted</i> <b>CWHTL300</b> <b>CWH350</b> <b>CWM350</b> <b>CWMT400</b>	.023" (.5 mm) – .030" (.8 mm)	Hard	CW-FC	CWG030H	CWGH	CWT030
	.023" (.5 mm) – .030" (.8 mm)	Soft	NOT RECOMMENDED	N/A	N/A	N/A
	.035" (.9 mm)	Hard	CW-FC	CWG035H	CWGH	CWT035
	.035" (.9 mm)	Soft	CW-FCN	CWG035H	CWGH	CWT035
	.045" (1.1 mm)	Hard	CW-FC	CWG045H	CWGH	CWT045
	3/64" (1.2 mm)	Soft	CW-FCN116	CWG116H	NONE	NONE
	1/16" (1.6 mm)	Hard	CW-FC116	CWG116H	NONE	NONE
	1/16" (1.6 mm)	Soft	CW-FCN116	CWG116H	NONE	NONE
<b>CWH</b>	.023" (.5 mm) – .030" (.8 mm)	Hard	CW-FC	CWG030HS	CWGHS	CWT030
	.023" (.5 mm) – .030" (.8 mm)	Soft	CW-FCN	CWG030HS	CWGHS	CWT030
	.035" (.9 mm)	Hard	CW-FC	CWG035HS	CWGHS	CWT035
	.035" (.9 mm)	Soft	CW-FCN	CWG035HS	CWGHS	CWT035
	.045" (1.1 mm)	Hard	CW-FC	CWG045HS	CWGHS	CWT045
	3/64" (1.2 mm)	Soft	CW-FCN116	CWG116HS	NONE	NONE
	1/16" (1.6 mm)	Hard	CW-FC116	CWG116HS	NONE	NONE
	1/16" (1.6 mm)	Soft	CW-FCN116	CWG116HS	NONE	NONE

## COLD WIRE EXTENSION BRACKET

- Used for multiple different angles
- Works well with both soft and hard wire types
- Increases the feedability of the wire



**ORDER # 3-WGBX-60**







# MACHINE ROBOTIC TORCHES

## Largest Line of Machine Robotic Torches

- All torches are back-loaded, no need to remove cup to make adjustments
- Adjust tungsten up to 3/4" (19mm) without removing tungsten from torch (MT100, MT400)
- Uses standard 10N Series cup and collet body, 10N "stubby" collet
- High temperature phenolic resin insulation



5.75" (14.6cm) See Stubby 4 Series slotted collets on page 74



### MT100 | GAS COOLED | COMPACT | 100 AMP

HEAD STYLE	CABLE	CABLE LENGTH	STANDARD #	SUPER-FLEX#	SPECIFICATIONS
FACE PLATE MOUNTED	1 Piece	12.5 ft. (3.8m)	MT112	MT112SF	4-1/16" (10.3cm) 5-3/4 oz (163gm)
	1 Piece	25 ft. (7.6m)	MT125	MT125SF	Machine Series Head Accessories (4 Series Collet)
PARTS MT CONSUMABLES 74 / TORCH 79 / CABLES 57 / ADAPTER/DINSE 45-47 & 50					



### MT400 | WATER COOLED | COMPACT | 400 AMP

HEAD STYLE	CABLE	CABLE LENGTH	STANDARD #	SUPER-FLEX#	SPECIFICATIONS
FACE PLATE MOUNTED	3 Piece	12.5 ft. (3.8m)	MT412-1	MT412SF-1	4-1/16" (10.3cm) 6-1/4 oz (177gm)
	3 Piece	25 ft. (7.6m)	MT425-1	MT425SF-1	Machine Series Head Accessories (4 Series Collet)
PARTS MT CONSUMABLES 74 / TORCH 79 / CABLES 57 / ADAPTER/DINSE 45-47 & 50					



\*90 Degree power cable elbow available – 90EMT300

# BARREL MACHINE TORCHES

## FRONT OR BACK LOADING SERIES

The MT500 Series torch body is available in lengths of 7" (17.8cm) or 18" (45.7cm) with a 1-3/8" (35mm) O.D. The unique adjusting cap design of the MT torches provides 1/2" (12.7mm) tungsten adjustment while welding, and for ease of setup. A factory-installed 24 or 32 pitch rack is available on 18" (45.7cm) version only.

### MT500-7 | WATER COOLED | 500 AMP

HEAD STYLE	CABLE	CABLE LENGTH	STANDARD#	SUPER-FLEX#	SPECIFICATIONS
BARREL STYLE	3 Piece	12.5 ft. (3.8m)	MT512-7-1	MT512SF-7-1	7" (17.8cm) 12 oz (340gm) 1-3/8" (35mm) O.D. Barrel
	3 Piece	25 ft. (7.6m)	MT525-7-1	MT525SF-7-1	Machine Series Head Accessories (4 Series Collet)

PARTS MT CONSUMABLES 74 / TORCH 79 / CABLES 57 / ADAPTER/DINSE 45-47 & 50




500 Amps

### MT500-18 | WATER COOLED | 500 AMP

HEAD STYLE	CABLE	CABLE LENGTH	STANDARD#	SUPER-FLEX#	SPECIFICATIONS
BARREL STYLE	3 Piece	12.5 ft. (3.8m)	MT512-18-1	MT512SF-18-1	18" (45.7cm) 16 oz (454gm) 1-3/8" (35mm) O.D. Barrel
	3 Piece	25 ft. (7.6m)	MT525-18-1	MT525SF-18-1	Machine Series Head Accessories (4 Series Collet)

PARTS MT CONSUMABLES 74 / TORCH 79 / CABLES 57 / ADAPTER/DINSE 45-47 & 50



500 Amps

HR-24 or HR-32 pitch rack available on request.

# BARREL MACHINE TORCHES

## FRONT LOADING ONLY

The CKM230 and CKM350 torches come with a 1-3/8" (35mm) O.D. x 12" (30.5cm) high temperature phenolic resin handle as standard.

### CKM230 | WATER COOLED | 300 AMP

HEAD STYLE	CABLE	CABLE LENGTH	STANDARD#	SUPER-FLEX#	SPECIFICATIONS
BARREL STYLE	3 Piece	12.5 ft. (3.8m)	CKM2312	CKM2312SF	14" (35.6cm) 6 oz (170gm) 1-3/8" (35mm) O.D. Barrel
	3 Piece	25 ft. (7.6m)	CKM2325	CKM2325SF	2 Series Head Accessories

PARTS CONSUMABLES 70 / TORCH 79 / CABLES 57 / ADAPTER/DINSE 45-47 & 50



300 Amps

HR-24 or HR-32 pitch rack available on request.

### CKM350 | WATER COOLED | 400 AMP

HEAD STYLE	CABLE	CABLE LENGTH	STANDARD#	SUPER-FLEX#	SPECIFICATIONS
BARREL STYLE	3 Piece	12.5 ft. (3.8m)	CKM3512	CKM3512SF	15" (38.1cm) 6-1/4 oz (177gm) 1-3/8" (35mm) O.D. Barrel
	3 Piece	25 ft. (7.6m)	CKM3525	CKM3525SF	3 Series Head Accessories

PARTS CONSUMABLES 71-72 / TORCH 79 / CABLES 57 / ADAPTER/DINSE 45-47 & 50



400 Amps

HR-24 or HR-32 pitch rack available on request.



# STEADY-GRIP™ REMOTE AMPERAGE CONTROL

## CK Exclusive Design

With a removable or adjustable pistol-grip style handle the Steady-Grip™ gives the operator smooth, accurate, and ergonomic control over the TIG welding process. This full amperage control can be fitted to almost any machine and provides machine contactor ON/OFF and gas solenoid activation.

- ON/OFF
- Full amperage control
- Gas solenoid activation
- Ergonomic grip
- Adjustable / removable handle
- Trigger control



**REMOVE HANDLE FOR  
USE AS LINEAR SLIDE  
CONFIGURATION**

*Torch not included*

### TRIGGER AMPERAGE CONTROL SELECTOR CHART

MACHINE MAKE POTENTIOMETER RATING	CONTROL TYPE	PLUG CONFIG & PIN COUNT	CONTROL CABLE LENGTH	VELCRO® STRAPS*
				ONE SIZE FITS ALL
<b>CK WORLDWIDE MT200-AC/DC 10K Ohm</b>	Steady-Grip	5 Pin Plug	14 ft. (4.2 m)	<b>SGACV-10-1-MT5</b>
			26.5 ft. (8.0 m)	<b>SGACV-10-2-MT5</b>
			53 ft. (16.2 m)	<b>SGACV-10-3-MT5</b>
<b>LINCOLN ELECTRIC 10K Ohm</b>	Steady-Grip	5 Pin Plug	14 ft. (4.2 m)	<b>SGACV-10-1-L5</b>
			26.5 ft. (8.0 m)	<b>SGACV-10-2-L5</b>
			53 ft. (16.2 m)	<b>SGACV-10-3-L5</b>
		6 Pin Plug	14 ft. (4.2 m)	<b>SGACV-10-1-L6</b>
			26.5 ft. (8.0 m)	<b>SGACV-10-2-L6</b>
			53 ft. (16.2 m)	<b>SGACV-10-3-L6</b>
<b>MILLER ELECTRIC 1K Ohm</b>	Steady-Grip	14 Pin Plug	14 ft. (4.2 m)	<b>SGACV-1-1-M14</b>
			26.5 ft. (8.0 m)	<b>SGACV-1-2-M14</b>
			53 ft. (16.2 m)	<b>SGACV-1-3-M14</b>
		5 Pin Plug	14 ft. (4.2 m)	<b>SGACV-1-1-M5</b>
			26.5 ft. (8.0 m)	<b>SGACV-1-2-M5</b>
			53 ft. (16.2 m)	<b>SGACV-1-3-M5</b>

**CONTACT FACTORY FOR OTHER TIG MACHINES**

\*Velcro® style is the only available style for Steady-Grip™

# ROTARY AMPERAGE CONTROL

Remote amperage controls provide welding power source contactor on-off, activate gas and/or water solenoids, and provide full range current output control. Handle styles include Velcro® straps where one size fits all handle diameters and retrofits easily on all makes of torches or built into the handle as original equipment. A built in strain-relief prevents the control cord from being pulled out or damaged.

- Replace foot pedal amperage controls with fingertip operated amperage controls
- Velcro strap allows amperage control to quickly mount on any TIG torch or Stick electrode holder
- Amperage controls available as a complete handle assembly
- Fits most popular TIG machines
- Custom lengths available up to 200 ft. (61m)



**BUILT-IN**  
(For CK torches)

Finger Guards

Velcro® Model

AMPERAGE  
CONTROLS

ROTARY

## ROTARY AMPERAGE CONTROL SELECTOR CHART

MACHINE MAKE POTENTIOMETER RATING	PLUG CONFIG & PIN COUNT	CONTROL CABLE LENGTH	VELCRO® STRAPS*	BUILT-IN HANDLE FOR CK TORCHES	
			ONE SIZE FITS ALL	SMALL	MEDIUM
<b>CK WORLDWIDE</b> <b>MT200-AC/DC</b> 10K Ohm	5 Pin Plug	14 ft. (4.2m)	RACCV-10-1-MT5	RAC2S-10-1-MT5	RAC2M-10-1-MT5
		26.5 ft. (8.0 m)	RACCV-10-2-MT5	RAC2S-10-2-MT5	RAC2M-10-2-MT5
		53 ft. (16.2 m)	RACCV-10-3-MT5	RAC2S-10-3-MT5	RAC2M-10-3-MT5
<b>MILLER</b> <b>ELECTRIC</b> 1K Ohm	14 Pin Plug	14 ft. (4.2m)	RACCV-1-1-M14	RAC2S-1-1-M14	RAC2M-1-1-M14
		26.5 ft. (8.0 m)	RACCV-1-2-M14	RAC2S-1-2-M14	RAC2M-1-2-M14
		53 ft. (16.2 m)	RACCV-1-3-M14	RAC2S-1-3-M14	RAC2M-1-3-M14
	5 Pin Plug	14 ft. (4.2m)	RACCV-1-1-M5	RAC2S-1-1-M5	RAC2M-1-1-M5
		26.5 ft. (8.0 m)	RACCV-1-2-M5	RAC2S-1-2-M5	RAC2M-1-2-M5
		53 ft. (16.2 m)	RACCV-1-3-M5	RAC2S-1-3-M5	RAC2M-1-3-M5
	6 Pin Plug	14 ft. (4.2m)	RACCV-1-1-M6	RAC2S-1-1-M6	RAC2M-1-1-M6
		26.5 ft. (8.0 m)	RACCV-1-2-M6	RAC2S-1-2-M6	RAC2M-1-2-M6
		53 ft. (16.2 m)	RACCV-1-3-M6	RAC2S-1-3-M6	RAC2M-1-3-M6
<b>TWECO**</b> 5K Ohm	14 Pin Plug	14 ft. (4.2m)	RACCV-5-1-TD14	RAC2S-5-1-TD14	RAC2M-5-1-TD14
		26.5 ft. (8.0 m)	RACCV-5-2-TD14	RAC2S-5-2-TD14	RAC2M-5-2-TD14
		53 ft. (16.2 m)	RACCV-5-3-TD14	RAC2S-5-3-TD14	RAC2M-5-3-TD14
	8 Pin Plug	14 ft. (4.2m)	RACCV-5-1-TD8	RAC2S-5-1-TD8	RAC2M-5-1-TD8
		26.5 ft. (8.0 m)	RACCV-5-2-TD8	RAC2S-5-2-TD8	RAC2M-5-2-TD8
		53 ft. (16.2 m)	RACCV-5-3-TD8	RAC2S-5-3-TD8	RAC2M-5-3-TD8
<b>LINCOLN</b> <b>ELECTRIC</b> 10K Ohm	14 Pin Plug	14 ft. (4.2m)	RACCV-10-1-L14	RAC2S-10-1-L14	RAC2M-10-1-L14
		26.5 ft. (8.0 m)	RACCV-10-2-L14	RAC2S-10-2-L14	RAC2M-10-2-L14
		53 ft. (16.2 m)	RACCV-10-3-L14	RAC2S-10-3-L14	RAC2M-10-3-L14
	5 Pin Plug	14 ft. (4.2m)	RACCV-10-1-L5	RAC2S-10-1-L5	RAC2M-10-1-L5
		26.5 ft. (8.0 m)	RACCV-10-2-L5	RAC2S-10-2-L5	RAC2M-10-2-L5
		53 ft. (16.2 m)	RACCV-10-3-L5	RAC2S-10-3-L5	RAC2M-10-3-L5
	6 Pin Plug	14 ft. (4.2m)	RACCV-10-1-L6	RAC2S-10-1-L6	RAC2M-10-1-L6
		26.5 ft. (8.0 m)	RACCV-10-2-L6	RAC2S-10-2-L6	RAC2M-10-2-L6
		53 ft. (16.2 m)	RACCV-10-3-L6	RAC2S-10-3-L6	RAC2M-10-3-L6

CONTACT FACTORY  
FOR OTHER TIG  
MACHINES

\*Only Velcro® Style will  
fit Valved CKC150s and  
Valved Flex-Locs

\*\*Tweco 186 AC/DC  
not available



# LINEAR AMPERAGE CONTROL

The Amptrak™ remote current control provides remote on-off control of the welding power source contactor and/or gas and water solenoid control, as well as full range remote current output control. A built in strain-relief prevents the control cord from being pulled out or damaged. The Amptrak™ remote current control can be ordered either built into a CK torch handle as original equipment or in the Velcro® model where one size fits all.

- Linear slide actuator for complete ON/OFF and full amperage control
- Built in handle or Velcro strap design to fit all TIG torches
- Adapts to most standard TIG power sources
- Protected against high frequency

**BUILT-IN**  
(For CK torches)

**Velcro® Model**



## LINEAR AMPERAGE CONTROL SELECTOR CHART

MACHINE MAKE POTENTIOMETER RATING	PLUG CONFIG & PIN COUNT	CONTROL CABLE LENGTH	VELCRO® STRAPS*	BUILT-IN HANDLE FOR CK TORCHES		
			ONE SIZE FITS ALL	SMALL CK9, CK17, CK20, CK24, CK24W, CK80, CK90, CK100, CK130, CK150, CKC150*, CK200, CKT200, FLEX-LOC*	MEDIUM CK230, CKA10, CKA20, TL18, TL26, TL210, TL300	LARGE CK18, CK26, CK210, CK300, CK350, CK510
<b>CK WORLDWIDE</b> <b>MT200-AC/DC</b> 10K Ohm	5 Pin Plug	14 ft. (4.2m)	AMTCV-10-1-MT5	AMT2S-10-1-MT5	AMT2M-10-1-MT5	AMT2L-10-1-MT5
		26.5 ft. (8.0 m)	AMTCV-10-2-MT5	AMT2S-10-2-MT5	AMT2M-10-2-MT5	AMT2L-10-2-MT5
		53 ft. (16.2 m)	AMTCV-10-3-MT5	AMT2S-10-3-MT5	AMT2M-10-3-MT5	AMT2L-10-3-MT5
<b>MILLER ELECTRIC</b> 1K Ohm	14 Pin Plug	14 ft. (4.2m)	AMTCV-1-1-M14	AMT2S-1-1-M14	AMT2M-1-1-M14	AMT2L-1-1-M14
		26.5 ft. (8.0 m)	AMTCV-1-2-M14	AMT2S-1-2-M14	AMT2M-1-2-M14	AMT2L-1-2-M14
		53 ft. (16.2 m)	AMTCV-1-3-M14	AMT2S-1-3-M14	AMT2M-1-3-M14	AMT2L-1-3-M14
	5 Pin Plug	14 ft. (4.2m)	AMTCV-1-1-M5	AMT2S-1-1-M5	AMT2M-1-1-M5	AMT2L-1-1-M5
		26.5 ft. (8.0 m)	AMTCV-1-2-M5	AMT2S-1-2-M5	AMT2M-1-2-M5	AMT2L-1-2-M5
		53 ft. (16.2 m)	AMTCV-1-3-M5	AMT2S-1-3-M5	AMT2M-1-3-M5	AMT2L-1-3-M5
	6 Pin Plug	14 ft. (4.2m)	AMTCV-1-1-M6	AMT2S-1-1-M6	AMT2M-1-1-M6	AMT2L-1-1-M6
		26.5 ft. (8.0 m)	AMTCV-1-2-M6	AMT2S-1-2-M6	AMT2M-1-2-M6	AMT2L-1-2-M6
		53 ft. (16.2 m)	AMTCV-1-3-M6	AMT2S-1-3-M6	AMT2M-1-3-M6	AMT2L-1-3-M6
<b>TWECO**</b> 5K Ohm	14 Pin Plug	14 ft. (4.2m)	AMTCV-5-1-TD14	AMT2S-5-1-TD14	AMT2M-5-1-TD14	AMT2L-5-1-TD14
		26.5 ft. (8.0 m)	AMTCV-5-2-TD14	AMT2S-5-2-TD14	AMT2M-5-2-TD14	AMT2L-5-2-TD14
		53 ft. (16.2 m)	AMTCV-5-3-TD14	AMT2S-5-3-TD14	AMT2M-5-3-TD14	AMT2L-5-3-TD14
	8 Pin Plug	14 ft. (4.2m)	AMTCV-5-1-TD8	AMT2S-5-1-TD8	AMT2M-5-1-TD8	AMT2L-5-1-TD8
		26.5 ft. (8.0 m)	AMTCV-5-2-TD8	AMT2S-5-2-TD8	AMT2M-5-2-TD8	AMT2L-5-2-TD8
		53 ft. (16.2 m)	AMTCV-5-3-TD8	AMT2S-5-3-TD8	AMT2M-5-3-TD8	AMT2L-5-3-TD8
<b>LINCOLN ELECTRIC</b> 10K Ohm	14 Pin Plug	14 ft. (4.2m)	AMTCV-10-1-L14	AMT2S-10-1-L14	AMT2M-10-1-L14	AMT2L-10-1-L14
		26.5 ft. (8.0 m)	AMTCV-10-2-L14	AMT2S-10-2-L14	AMT2M-10-2-L14	AMT2L-10-2-L14
		53 ft. (16.2 m)	AMTCV-10-3-L14	AMT2S-10-3-L14	AMT2M-10-3-L14	AMT2L-10-3-L14
	5 Pin Plug	14 ft. (4.2m)	AMTCV-10-1-L5	AMT2S-10-1-L5	AMT2M-10-1-L5	AMT2L-10-1-L5
		26.5 ft. (8.0 m)	AMTCV-10-2-L5	AMT2S-10-2-L5	AMT2M-10-2-L5	AMT2L-10-2-L5
		53 ft. (16.2 m)	AMTCV-10-3-L5	AMT2S-10-3-L5	AMT2M-10-3-L5	AMT2L-10-3-L5
	6 Pin Plug	14 ft. (4.2m)	AMTCV-10-1-L6	AMT2S-10-1-L6	AMT2M-10-1-L6	AMT2L-10-1-L6
		26.5 ft. (8.0 m)	AMTCV-10-2-L6	AMT2S-10-2-L6	AMT2M-10-2-L6	AMT2L-10-2-L6
		53 ft. (16.2 m)	AMTCV-10-3-L6	AMT2S-10-3-L6	AMT2M-10-3-L6	AMT2L-10-3-L6

### CONTACT FACTORY FOR OTHER TIG MACHINES

\*Only Velcro® Style will fit Valved CKC150s and Valved Flex-Locs

\*\*Tweco 186 AC/DC not available

# WHEEL AMPERAGE CONTROL

Remote amperage controls provide welding power source contactor ON/OFF, activate gas and/or water solenoids, and provide full range current output control. Handle style includes Velcro® straps where one size fits all handle diameters and retrofits easily on all makes of TIG torches.

- Returns to off automatically
- Insures electrode not “hot” when not in use
- Great for tack welding, short or long welds, and “bumping” technique
- Can be positioned closer to torch head for optimum torch control



Velcro® Model

AMPERAGE  
CONTROLS

WHEEL

## WHEEL AMPERAGE CONTROL SELECTOR CHART

MACHINE MAKE POTENTIOMETER RATING	PLUG CONFIG & PIN COUNT	CONTROL CABLE LENGTH	VELCRO® STRAPS*
			ONE SIZE FITS ALL
<b>CK WORLDWIDE MT200-AC/DC 10K Ohm</b>	5 Pin Plug	14 ft. (4.2m)	<b>WACCV-10-1-MT5</b>
		26.5 ft. (8.0 m)	<b>WACCV-10-2-MT5</b>
		53 ft. (16.2 m)	<b>WACCV-10-3-MT5</b>
<b>MILLER ELECTRIC 1K Ohm</b>	14 Pin Plug	14 ft. (4.2m)	<b>WACCV-1-1-M14</b>
		26.5 ft. (8.0 m)	<b>WACCV-1-2-M14</b>
		53 ft. (16.2 m)	<b>WACCV-1-3-M14</b>
	5 Pin Plug	14 ft. (4.2m)	<b>WACCV-1-1-M5</b>
		26.5 ft. (8.0 m)	<b>WACCV-1-2-M5</b>
		53 ft. (16.2 m)	<b>WACCV-1-3-M5</b>
	6 Pin Plug	14 ft. (4.2m)	<b>WACCV-1-1-M6</b>
		26.5 ft. (8.0 m)	<b>WACCV-1-2-M6</b>
		53 ft. (16.2 m)	<b>WACCV-1-3-M6</b>
<b>TWECO* 5K Ohm</b>	14 Pin Plug	14 ft. (4.2m)	<b>WACCV-5-1-TD14</b>
		26.5 ft. (8.0 m)	<b>WACCV-5-2-TD14</b>
		53 ft. (16.2 m)	<b>WACCV-5-3-TD14</b>
	8 Pin Plug	14 ft. (4.2m)	<b>WACCV-5-1-TD8</b>
		26.5 ft. (8.0 m)	<b>WACCV-5-2-TD8</b>
		53 ft. (16.2 m)	<b>WACCV-5-3-TD8</b>
<b>LINCOLN ELECTRIC 10K Ohm</b>	14 Pin Plug	14 ft. (4.2m)	<b>WACCV-10-1-L14</b>
		26.5 ft. (8.0 m)	<b>WACCV-10-2-L14</b>
		53 ft. (16.2 m)	<b>WACCV-10-3-L14</b>
	5 Pin Plug	14 ft. (4.2m)	<b>WACCV-10-1-L5</b>
		26.5 ft. (8.0 m)	<b>WACCV-10-2-L5</b>
		53 ft. (16.2 m)	<b>WACCV-10-3-L5</b>
	6 Pin Plug	14 ft. (4.2m)	<b>WACCV-10-1-L6</b>
		26.5 ft. (8.0 m)	<b>WACCV-10-2-L6</b>
		53 ft. (16.2 m)	<b>WACCV-10-3-L6</b>

CONTACT FACTORY  
FOR OTHER TIG  
MACHINES

\*Tweco 186 AC/DC  
not available



# REMOTE CONTACTOR CONTROL/ ELECTRIC SWITCH

- Locking switch
- Momentary switch
- TIG power source contactor on/off
- Good for 2T / 4T applications

## ELECTRIC SWITCHES LOCKING | MOMENTARY

Electric Switch Clipper Velcro® Models\*

SWITCH TYPE	CABLE LENGTH	ONE SIZE FITS ALL / ORDER #
LOCKING SW2	14 ft. (4.3m)	<b>ESLCV12</b>
	26.5 ft. (8m)	<b>ESLCV25</b>
MOMENTARY SW3	14 ft. (4.3m)	<b>ESCV12</b>
	26.5 ft. (8m)	<b>ESCV25</b>

\*Built-In handle options available, please contact CK Worldwide for part numbers.

**DOES NOT INCLUDE AMPHENOL PLUG, PLEASE CONTACT US OR CONSULT YOUR DISTRIBUTOR FOR THE CORRECT PART**




**SW2**  
Locking Switch



**SW3**  
Momentary Switch


### SW2 LOCKING SWITCH COMPONENTS



#### TO REPLACE **SW2** ELECTRIC SWITCH:

1. Carefully solder the control wires to the switch leads and insulate the connection with heat shrink tubing or tape. Make sure that final diameter is not too great to fit inside the control wire housing.
2. For best results, ease the switch into the rear part of the handle cavity first (a small screwdriver is useful in easing the lead wires into the cavity). Then, gently push the switch forward and down into the proper position and secure it with the switch screws.
3. Secure the control wire with the nylon set screw at the rear of the handle.

### SW3 MOMENTARY SWITCH COMPONENTS



#### TO REPLACE **SW4** PLUG-IN SWITCH:

1. Remove the nylon switch cover screws, switch cover and switch button.
2. Unplug the inoperative micro switch and plug in a new micro switch.
3. Re-assemble the switch and switch cover over the new micro switch and secure the cover to the handle with the nylon switch screws.  
**CAUTION: DO NOT OVERTIGHTEN THE NYLON SCREWS.**

# DINSE 25 / DINSE 35

These are the industry standard Dinse 25 and Dinse 35 used to connect TIG torches to your welding machine dependent on its functionality and the torch you are using. Refer to the charts below for the proper connector to match your machines setup.

*Note: These connectors are for non-gas-thru dinse style machines—if you have any questions regarding which connector to purchase please call or email us for help.*



**DINSE 25**  
(3/8" 9.5mm)



**DINSE 35**  
(1/2" 12.8mm)

## DINSE 25 | DINSE 35

LINCOLN | MILLER | THERMAL ARC/TWECO | MT200-AC/DC

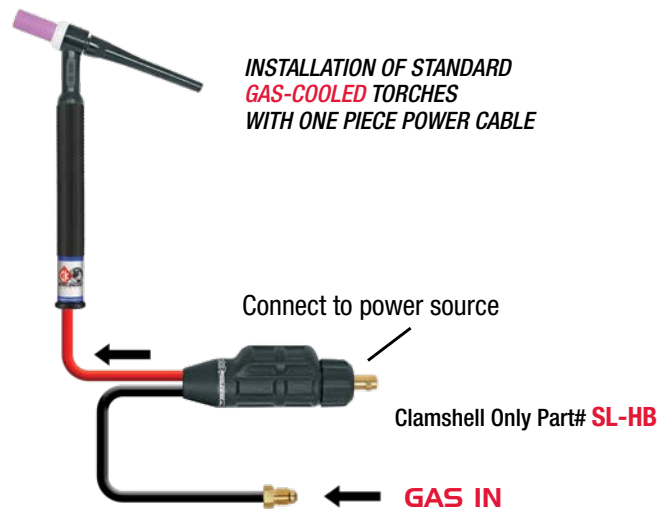
LINCOLN			MILLER			THERMAL ARC / TWECO			CK WORLDWIDE	
INVERTEC	V155-S	25	MAXSTAR	150S	25	FABRICATOR	141i	25	MT200-AC-DC	35
	V200T	35		200	35		181i	35		
	V250-S	35		300	35		211i	35		
	V350-PRO	35		350	35		252i	35		
POWER MIG	210MP	35	DYNASTY	200	35	ARCMaster	185	35		
				300	35		200	35		
				350	35		300	35		
			SYNCROWAVE	250DX	35	THERMAL ARC	95S	25		
				350LX	35		161S	35		
			XMT	304 CC/CV	35		161STL	35		
				350 CC/CV	35		186i	35		
						201TS	35			

### DINSE 25 | GAS COOLED 3/8-INCH | 9.5MM

TORCHES	ORDER #
CK24, 80, 90, 100	SL2-25-24
CK9, 17, 130, 150, FL130, FL150, MR70	SL2-25
MT100, CKC150, CK210, TL210, CKA16	SL5-25
CK26, TL26	SL8-25

### DINSE 35 | GAS COOLED 1/2-INCH | 12.8MM

TORCHES	ORDER #
CK24, 80, 90, 100	SL2-35-24
CK9, 17, 130, 150, FL130, FL150, MR70	SL2-35
MT100, CKC150, CK210, TL210, CKA16	SL5-35
CK26, TL26	SL8-35

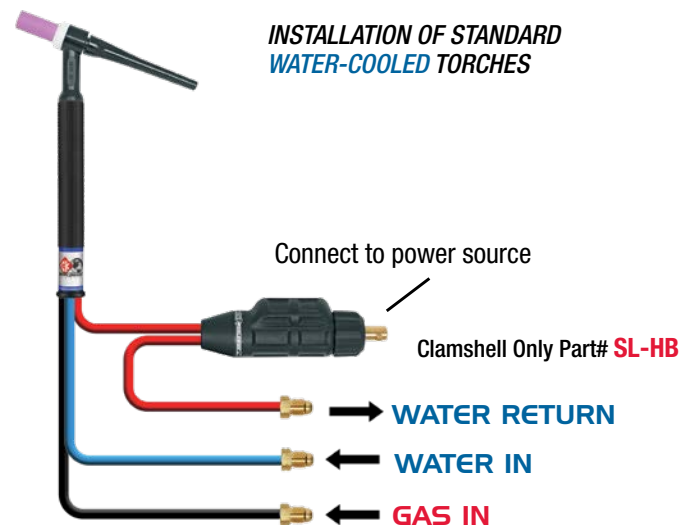


### DINSE 25 | WATER COOLED 3/8-INCH | 9.5MM

TORCHES	ORDER #
CK18, 20, 24W, 25, 180, 200	SLWHAT-25
CKT200, CK230, CK300, TL300	
CK510, CK24W, FL230, FL250	
MR140, MT400, MT500	

### DINSE 35 | WATER COOLED 1/2-INCH | 12.8MM

TORCHES	ORDER #
CK18, 20, 24W, 25, 180, 200	SLWHAT-35
CKT200, CK230, CK300, TL300	
CK510, CK24W, FL230, FL250	
MR140, MT400, MT500	






# DINSE 25M / 35M

These are the industry standard gas-thru Dinse 25 and Dinse 35 used to connect TIG torches to your welding machine dependent on its functionality and the torch you are using. Refer to the charts below for the proper connector to match your machines setup.

*Note: These connectors are for gas-thru dinse style machines—if you have any questions regarding which connector to purchase please call or email us for help.*



## DINSE 25M | DINSE 35M | LINCOLN | MILLER

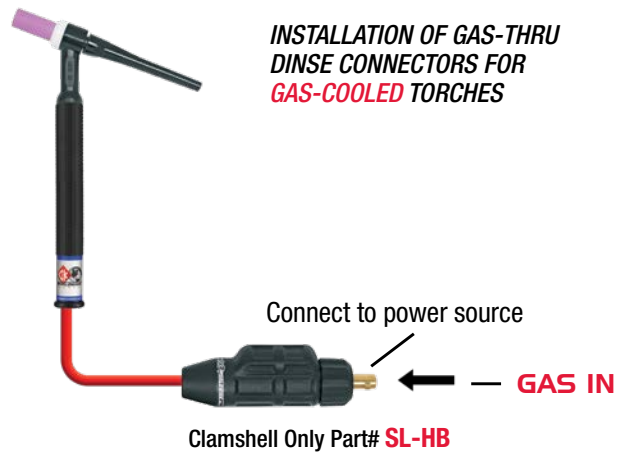
LINCOLN						MILLER					
SQUAREWAVE	TIG 175	35M	INVERTEC	V160T	35M	SYNCROWAVE	180SD	35M	MAXSTAR	150STL	25M
	TIG 185	35M		V205T	35M		200	35M		150STH	35M
	TIG 200	35M		V311T	35M		210	35M			
	TIG 275	35M									
ASPECT	300/375	35M	PRECISION	TIG 225	35M	ECONOTIG	35M				

### DINSE 25M | GAS COOLED 3/8-INCH | 9.5MM

TORCHES	ORDER #
CK24, 80, 90, 100	SL2-25M-24
CK9, 17, 130, 150, FL130, FL150, MR70	SL2-25M
MT100, CKC150, CK210, TL210, CKA16	SL5-25M
CK26, TL26	SL8-25M

### DINSE 35M | GAS COOLED 1/2-INCH | 12.8MM

TORCHES	ORDER #
CK24, 80, 90, 100	SL2-35M-24
CK9, 17, 130, 150, FL130, FL150, MR70	SL2-35M
MT100, CKC150, CK210, TL210, CKA16	SL5-35M
CK26, TL26	SL8-35M

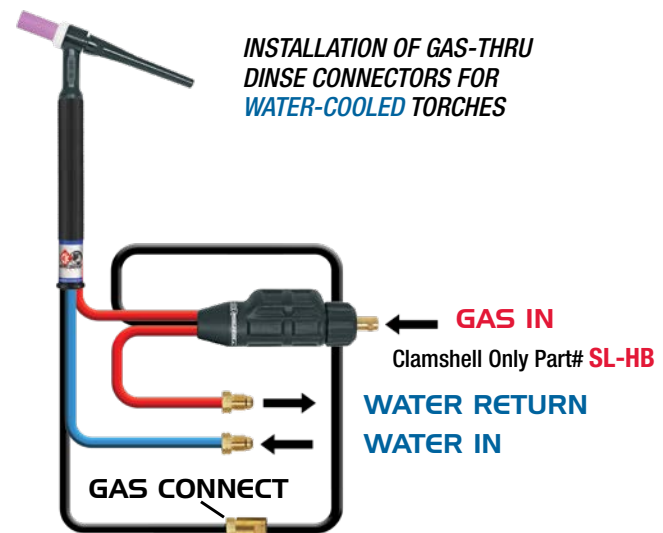


### DINSE 25M | WATER COOLED 3/8-INCH | 9.5MM

TORCHES	ORDER #
CK18, 20, 24W, 25, 180, 200	SLWHAT-25M
CKT200, CK230, CK300, TL300	
CK510, CK24W, FL230, FL250	
MR140, MT400, MT500	

### DINSE 35M | WATER COOLED 1/2-INCH | 12.8MM

TORCHES	ORDER #
CK18, 20, 24W, 25, 180, 200	SLWHAT-35M
CKT200, CK230, CK300, TL300	
CK510, CK24W, FL230, FL250	
MR140, MT400, MT500	



# TWECO/CAM-LOCK SAFE-LOC®

These are the industry standard TWECO / CAM-LOCK SAFE-LOC adapters used to connect TIG torches to your welding machine dependent on its functionality and the torch you are using. Refer to the charts below for the proper connector to match your machines setup.


*Note: These connectors are for non- gas-thru TWECO/CAM-LOCK SAFE-LOC style machines—if you have any questions regarding which connector to purchase please call or email us for help.*

## TWECO | GAS COOLED

TORCHES	ORDER #
CK24, 80, 90, 100	SL2-2-24
CK9, 17, 130, 150, FL130, FL150, MR70	SL-2
MT100, CKC150, CK210, TL210, CKA16	SL-5
CK26, TL26	SL-8

## CAM-LOCK | GAS COOLED

TORCHES	ORDER #
CK24, 80, 90, 100	SL2-CL-24
CK9, 17, 130, 150, FL130, FL150, MR70	SL2-CL
MT100, CKC150, CK210, TL210, CKA16	SL5-CL
CK26, TL26	SL8-CL

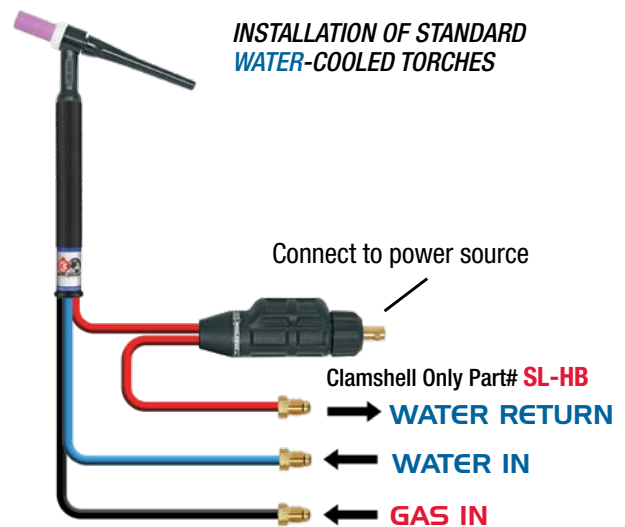


## TWECO | WATER COOLED

TORCHES	ORDER #
CK18, 20, 24W, 25, 180, 200	SLWHAT-T
CKT200, CK230, CK300, TL300	
CK510, CK24W, FL230, FL250	
MR140, MT300, MT400, MT500	

## CAM-LOCK | WATER COOLED

TORCHES	ORDER #
CK18, 20, 24W, 25, 180, 200	SLWHAT-CL
CKT200, CK230, CK300, TL300	
CK510, CK24W, FL230, FL250	
MR140, MT300, MT400, MT500	






# CABLE EXTENSIONS (DINSE / TWECO SAFE-LOC)

Below are DINSE 35M and TWECO SAFE-LOC cable extensions used to increase the active length of your welding lead(s) for gas-cooled or water-cooled torches.

## GCKD-25-35M KIT | GAS COOLED

Used for Gas-Cooled Torches. GCKD-25-35M consists of:


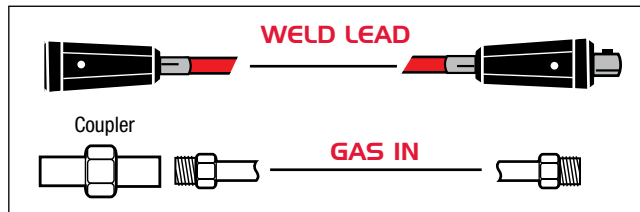
- One 25 foot (7.6m) power and gas extension with 35 Dinse Gas-Thru connectors



## GCKD-25-35 KIT | GAS COOLED

Used for Gas-Cooled Torches, single piece or two piece cable assemblies. GCKD-25-35 consists of:

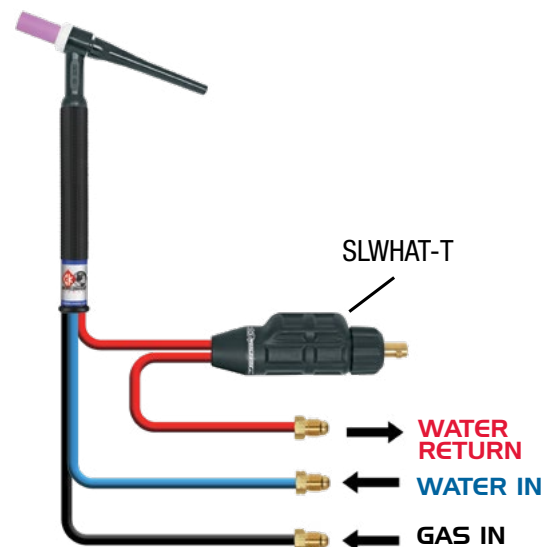
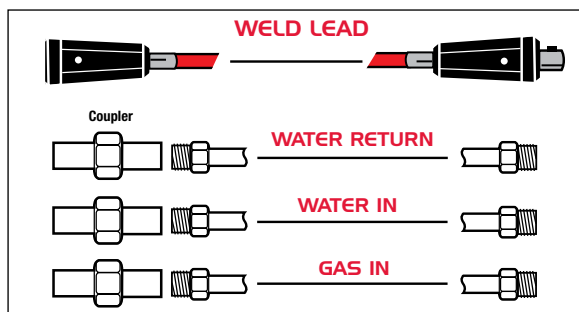
- One 25 foot (7.6m) #2 AWG weld lead power cable with female Tweco connector on the torch end, and a 35 Dinse Non Gas-Thru Connection on the machine end
- One argon hose extension (Part # 40V77L)
- One argon hose coupler



## WCK-25-35 KIT | WATER COOLED

Used for Water-Cooled Torches. WCK-25-35 kit consists of:

- One 25 foot (7.6m) #2 AWG weld lead power cable with female Tweco connector on the torch end, and a 35 Dinse Non Gas-Thru Connection on the machine end
- One argon hose extension (Part # 40V77L)
- One argon hose coupler (Part # 3026)
- Two water hose extensions (Part # 40V76L)



# CABLE EXTENSIONS

Below are standard cable extensions used to increase the active length of your welding lead(s) for gas-cooled or water-cooled torches.

## EK-2-25 | GAS COOLED

EK-2-25 kit includes:

- One power cable 25' (7.6m)  
Part #57Y03R
- One power cable (Part # 150CE), coupler (Part # 2654) and insulator



## EK-1-25 | WATER COOLED

EK-1-25 kit includes:

- One 25' (7.6m) power cable (Part # 40V78LR)
- One 25' (7.6m) extension Water Hose (Part # 40V76L)
- One 25' (7.6m) extension gas hose (Part # 40V77L)
- One power cable coupler (Part # 2678) and insulator (Part # 2677)
- One water hose coupler (Part # 3027)
- One gas hose coupler (Part # 3026)



# LEATHER VELCRO HOSE COVERS *CK EXCLUSIVE*

These durable leather protective hose covers are abrasion, heat, flame, UV and oil resistant.



- Easy opening and closing
- Remains flexible in all climates
- Lightweight, supple
- No more damaged zippers or snaps

## LEATHER HOSE COVERS

TORCHES	LENGTH*	WIDTH	INSIDE DIAMETER	ORDER#
CK9, CK17, CK20	10 ft. (3.0m)	3-3/4" (95mm)	1" (25mm)	<b>212HCLV</b>
	22 ft. (7.0m)	3-3/4" (95mm)	1" (25mm)	<b>225HCLV</b>
CK18, CK26	10 ft. (3.0m)	4-1/2" (114mm)	1-1/4" (31mm)	<b>312HCLV</b>
	22 ft. (7.0m)	4-1/2" (114mm)	1-1/4" (31mm)	<b>325HCLV</b>

# ZIPPER NYLON HOSE COVERS

Durable woven nylon with zipper fasteners.

- Abrasion resistant
- UV resistant
- Lightweight
- Zipper fastener

## NYLON ZIPPER HOSE COVERS

USE WITH	LENGTH*	WIDTH	INSIDE DIAMETER	ORDER#
CK9, CK17, CK20	10 ft. (3.0m)	3" (76mm)	1" (25mm)	<b>CC-3-10</b>
	22 ft. (7.0m)	3" (76mm)	1" (25mm)	<b>CC-3-22</b>
CK18, CK26	10 ft. (3.0m)	4" (101mm)	1-1/4" (31mm)	<b>CC-4-10</b>
	22 ft. (7.0m)	4" (101mm)	1-1/4" (31mm)	<b>CC-4-22</b>





# QUICK-DISCONNECT CABLE ADAPTERS

These adapters are for gas-cooled and water-cooled torch setups that have quick-disconnect female adapters on either the machine or water-cooler.

## QDGAP | GAS COOLED

9mm male quick disconnect for argon.  
Female 5/8" x 18 right hand threads  
to 9mm male spud.



## QDWAP | WATER COOLED

9mm male quick disconnect for water.  
Female 5/8" x 18 left hand threads  
to 9mm male spud.



# POWER CABLE ADAPTERS

These adapters are for connecting TIG torches to machines with LUG type connectors versus the DINSE or TWECO/CAM-LOCK SAFE-LOC style connectors. Refer to the charts below to find for the proper connector to match your torch setup.

*Note: These connectors are for lug connector style machines—if you have any questions regarding which connector to purchase please call or email us for help.*

## GAS COOLED ADAPTERS

### 1PCA | 53N43



Used with:  
CK24, CK80,  
CK90, CK100

3/8"x 24 RH 5/8"x 18 RH

### 45V62



Used with:  
CK26, TL26

7/8"-14 RH 5/8"x 18 RH

### 15PCA | 105Z57



Used with:  
CK9, CK17, CK130, CK150,  
FL130, FL150, MR70

3/8"x 24 RH 5/8"x 18 RH


### 21HPCA | 2310-1879



Used with:  
CKC150, CK210, TL210,  
MT100, CKA16

5/8"x 18 RH 5/8"x 18 RH

### APCA10 | 2310-2101



Used with:  
CKA10

7/16"x 20 RH 5/8"x 18 RH

## WATER COOLED ADAPTERS


### APCA35 | 2310-0375



Used with:  
CKA35

5/8"x 18 LH 5/8"x 18 LH

### APCA20 | 2310-1824



Used with:  
CKA20

3/8"x 24 RH 5/8"x 18 LH

### 2PCA | 45V11



Used with: CK18, CK20, CK24W,  
CK25, CK180, CK200, CK230, CK300,  
CK510, TL18, TL300, FL230, FL250,  
MR140, MT400, MT500

7/8"x 14 LH 5/8"x 18 LH



# SUPER-FLEX™ CABLES

## CK Exclusive Design

Innovative design replaces heavy, stiff cables to increase range of motion, reducing fatigue and improving productivity.

- Lightweight silicon rubber with durable nylon overbraid protection
- Available for all gas-cooled or water-cooled torches
- Stays flexible in harsh weather conditions



*Efficient Tri-Flex cables streamline your cabling*

## TRI-FLEX CABLES

**CK EXCLUSIVE**

CK Worldwide Tri-Flex cables are bonded vinyl hoses allowing for easy movement and no tangles when welding with water-cooled torches. These cables resist dirt and streamline your cabling for efficient work in the shop or in the field.



*Un-bonded vinyl cables—the traditional choice for TIG welding*

## 3-PIECE VINYL CABLES

The 3-Piece cables we offer are the same as the Tri-Flex cables except they are un-bonded. These cables are what most TIG welders are familiar with, and know from experience in the industry.



*Rubber hose with internal braiding for durability*

## RUBBER HOSE

Our rubber hoses are the industry standard for gas-cooled torches and feature internal braiding for increased strength and durability.



# CK9, CK17, CK130, CK150, CKM150, MR70 GAS COOLED

1 PIECE STANDARD POWER CABLE



1 PIECE SUPER-FLEX POWER CABLE



2 PIECE STANDARD POWER CABLE



2 PIECE SUPER-FLEX POWER CABLE



LENGTH	STANDARD	SUPER-FLEX
	1 PIECE CABLE	1 PIECE CABLE
12-1/2 ft. (3.8m)	<b>1512PCHF</b> (57Y01R)	<b>1512PCSF</b> (57Y01RSF)
25 ft. (7.6m)	<b>1525PCHF</b> (57Y03R)	<b>1525PCSF</b> (57Y03RSF)
LENGTH	2 PIECE CABLES	2 PIECE CABLES
	1512PCN (57Y01-2)	1512PCNSF (57Y01-2SF)
12-1/2 ft. (3.8m)	<b>1512PCN</b> (57Y01-2)	<b>1512PCNSF</b> (57Y01-2SF)
25 ft. (7.6m)	<b>1525PCN</b> (57Y03-2)	<b>1525PCNSF</b> (57Y03-2SF)
LENGTH	WELD LEAD	
	1512CN	
12-1/2 ft. (3.8m)	<b>1512CN</b>	
25 ft. (7.6m)	<b>1525CN</b>	
LENGTH	ARGON HOSE	ARGON HOSE
	212AH (45V09)	212AHSF (45V09SF)
12-1/2 ft. (3.8m)	<b>212AH</b> (45V09)	<b>212AHSF</b> (45V09SF)
25 ft. (7.6m)	<b>225AH</b> (45V10)	<b>225AHSF</b> (45V10SF)

# CK24, CK80, CK90, CK100 GAS COOLED

1 PIECE STANDARD POWER CABLE



1 PIECE SUPER-FLEX POWER CABLE



2 PIECE STANDARD POWER CABLE



2 PIECE SUPER-FLEX POWER CABLE



LENGTH	STANDARD	SUPER-FLEX
	1 PIECE CABLE	1 PIECE CABLE
12-1/2 ft. (3.8m)	<b>112PCHF</b> (56Y38R)	<b>112PCSF</b> (56Y38RSF)
25 ft. (7.6m)	<b>125PCHF</b> (56Y97R)	<b>125PCSF</b> (56Y97RSF)
LENGTH	2 PIECE CABLES	2 PIECE CABLES
	112PCN (56Y38-2)	112PCNSF (56Y38-2SF)
12-1/2 ft. (3.8m)	<b>112PCN</b> (56Y38-2)	<b>112PCNSF</b> (56Y38-2SF)
25 ft. (7.6m)	<b>125PCN</b> (56Y97-2)	<b>125PCNSF</b> (56Y97-2SF)
LENGTH	WELD LEAD	
	112CN	
12-1/2 ft. (3.8m)	<b>112CN</b>	
25 ft. (7.6m)	<b>125CN</b>	
LENGTH	ARGON HOSE	ARGON HOSE
	212AH (45V09)	212AHSF (45V09SF)
12-1/2 ft. (3.8m)	<b>212AH</b> (45V09)	<b>212AHSF</b> (45V09SF)
25 ft. (7.6m)	<b>225AH</b> (45V10)	<b>225AHSF</b> (45V10SF)

# CK26, TL26, CK210, TL210, CKM210 GAS COOLED

1 PIECE STANDARD POWER CABLE CK26/TL26



1 PIECE SUPER-FLEX POWER CABLE CK26/TL26



2 PIECE STANDARD POWER CABLE



2 PIECE SUPER-FLEX POWER CABLE



1 PIECE STANDARD POWER CABLE CK210/TL210/CKM210



1 PIECE SUPER-FLEX POWER CABLE CK210/TL210/CKM210



LENGTH	7/8" STANDARD	7/8" SUPER-FLEX
	1 PIECE CABLE	1 PIECE CABLE
12-1/2 ft. (3.8m)	<b>46V28R</b>	<b>46V28RSF</b>
25 ft. (7.6m)	<b>46V30R</b>	<b>46V30RSF</b>
LENGTH	2 PIECE CABLES	2 PIECE CABLES
	412PCN (46V28-2)	412PCNSF (46V28-2SF)
12-1/2 ft. (3.8m)	<b>412PCN</b> (46V28-2)	<b>412PCNSF</b> (46V28-2SF)
25 ft. (7.6m)	<b>425PCN</b> (46V30-2)	<b>425PCNSF</b> (46V30-2SF)
LENGTH	WELD LEAD	
	412CN	
12-1/2 ft. (3.8m)	<b>412CN</b>	
25 ft. (7.6m)	<b>425CN</b>	
LENGTH	ARGON HOSE	ARGON HOSE
	312AH (40V75)	312AHSF (40V75SF)
12-1/2 ft. (3.8m)	<b>312AH</b> (40V75)	<b>312AHSF</b> (40V75SF)
25 ft. (7.6m)	<b>325AH</b> (41V30)	<b>325AHSF</b> (41V30SF)
LENGTH	5/8" STANDARD	5/8" SUPER-FLEX
	1 PIECE CABLE	1 PIECE CABLE
12-1/2 ft. (3.8m)	<b>412PCHF</b>	<b>412PCSF</b>
25 ft. (7.6m)	<b>425PCHF</b>	<b>425PCSF</b>

## CKCI50 GAS COOLED

1 PIECE STANDARD POWER CABLE



1/8" x 28 BSP

5/8" x 18 RH

1 PIECE SUPER-FLEX POWER CABLE



1/8" x 28 BSP

5/8" x 18 RH

2 PIECE STANDARD POWER CABLE

ARGON HOSE



1/8" x 28 BSP

5/8" x 18 RH

WELD LEAD

2 PIECE SUPER-FLEX POWER CABLE

ARGON HOSE



1/8" x 28 BSP

5/8" x 18 RH

WELD LEAD

LENGTH	STANDARD	SUPER-FLEX
	1 PIECE CABLE	1 PIECE CABLE
12-1/2 ft. (3.8m)	<b>1512PCCM</b>	<b>1512PCCMSF</b>
25 ft. (7.6m)	<b>1525PCCM</b>	<b>1525PCCMSF</b>
LENGTH	2 PIECE CABLES	2 PIECE CABLES
	ARGON HOSE	ARGON HOSE
12-1/2 ft. (3.8m)	<b>1512PCNM</b>	<b>1512PCNSFM</b>
25 ft. (7.6m)	<b>1525PCNM</b>	<b>1525PCNSFM</b>
LENGTH	WELD LEAD	
	ARGON HOSE	ARGON HOSE
12-1/2 ft. (3.8m)	<b>1512CNM</b>	
25 ft. (7.6m)	<b>1525CNM</b>	
LENGTH	ARGON HOSE	ARGON HOSE
	ARGON HOSE	ARGON HOSE
12-1/2 ft. (3.8m)	<b>212AH</b>	<b>212AHSF</b>
25 ft. (7.6m)	<b>225AH</b>	<b>225AHSF</b>

## FLI30, FLI50 GAS COOLED

1 PIECE STANDARD POWER CABLE



1/8" x 28 BSP

3/8" x 24 RH

1 PIECE SUPER-FLEX POWER CABLE



1/8" x 28 BSP

3/8" x 24 RH

LENGTH	STANDARD	SUPER-FLEX
	1 PIECE CABLE	1 PIECE CABLE
12-1/2 ft. (3.8m)	<b>1512PCHF</b>	<b>1512PCSF</b>
25 ft. (7.6m)	<b>1525PCHF</b>	<b>1525PCSF</b>



## CK18, CK300 WATER COOLED

STANDARD POWER CABLE



SUPER-FLEX POWER CABLE



STANDARD TRI-FLEX CABLES



ARGON HOSE



WATER HOSE



LENGTH	STANDARD	SUPER-FLEX
	POWER CABLE	POWER CABLE
12-1/2 ft. (3.8m)	<b>312PC</b> (40V64)	<b>312PCSF</b> (40V64SF)
25 ft. (7.6m)	<b>325PC</b> (41V29)	<b>325PCSF</b> (41V29SF)

LENGTH	TRI-FLEX CABLES	3-PIECE ASSEMBLY
	12-1/2 ft. (3.8m)	<b>312TF</b>
25 ft. (7.6m)	<b>325TF</b>	<b>325SF</b>

LENGTH	WATER HOSE	WATER HOSE
	12-1/2 ft. (3.8m)	<b>312WH</b> (40V74)
25 ft. (7.6m)	<b>325WH</b> (41V32)	<b>325WHSF</b> (41V32SF)

LENGTH	ARGON HOSE	ARGON HOSE
	12-1/2 ft. (3.8m)	<b>312AH</b> (40V75)
25 ft. (7.6m)	<b>325AH</b> (41V30)	<b>325AHSF</b> (41V30SF)

## CK230, TL18, TL300 WATER COOLED

STANDARD POWER CABLE



SUPER-FLEX POWER CABLE



STANDARD TRI-FLEX CABLES



ARGON HOSE



WATER HOSE




LENGTH	STANDARD	SUPER-FLEX
	POWER CABLE	POWER CABLE
12-1/2 ft. (3.8m)	<b>2312PC</b>	<b>2312PCSF</b>
25 ft. (7.6m)	<b>2325PC</b>	<b>2325PCSF</b>

LENGTH	TRI-FLEX CABLES	3-PIECE ASSEMBLY
	12-1/2 ft. (3.8m)	<b>2312TF</b>
25 ft. (7.6m)	<b>2325TF</b>	<b>2325SF</b>

LENGTH	WATER HOSE	WATER HOSE
	12-1/2 ft. (3.8m)	<b>212WH</b> (45V07)
25 ft. (7.6m)	<b>225WH</b> (45V08)	<b>225WHSF</b> (45V08SF)

LENGTH	ARGON HOSE	ARGON HOSE
	12-1/2 ft. (3.8m)	<b>212AH</b> (45V09)
25 ft. (7.6m)	<b>225AH</b> (45V10)	<b>225AHSF</b> (45V10SF)

# CK20, CK24W, CK25, CK180, CK200, CKT200, CKM200, MRI40 WATER COOLED




LENGTH	STANDARD	SUPER-FLEX
	POWER CABLE	POWER CABLE
12-1/2 ft. (3.8m)	<b>212PC</b> (45V03)	<b>212PCSF</b> (45V03SF)
25 ft. (7.6m)	<b>225PC</b> (45V04)	<b>225PCSF</b> (45V04SF)

LENGTH	TRI-FLEX CABLES	3-PIECE ASSEMBLY
	12-1/2 ft. (3.8m)	<b>212TF</b>
25 ft. (7.6m)	<b>225TF</b>	<b>225SF</b>

LENGTH	WATER HOSE	WATER HOSE
	12-1/2 ft. (3.8m)	<b>212WH</b> (45V07)
25 ft. (7.6m)	<b>225WH</b> (45V08)	<b>225WHSF</b> (45V08SF)

LENGTH	ARGON HOSE	ARGON HOSE
	12-1/2 ft. (3.8m)	<b>212AH</b> (45V09)
25 ft. (7.6m)	<b>225AH</b> (45V10)	<b>225AHSF</b> (45V10SF)

## FL230, FL250 WATER COOLED




LENGTH	STANDARD	SUPER-FLEX
	TRI-FLEX CABLES	3-PIECE ASSEMBLY
12-1/2 ft. (3.8m)	<b>212TF</b>	<b>212SF</b>
25 ft. (7.6m)	<b>225TF</b>	<b>225SF</b>

LENGTH	POWER CABLE	POWER CABLE
	12-1/2 ft. (3.8m)	<b>212PC</b>
25 ft. (7.6m)	<b>225PC</b>	<b>225PCSF</b>

LENGTH	WATER HOSE	WATER HOSE
	12-1/2 ft. (3.8m)	<b>212WH</b>
25 ft. (7.6m)	<b>225WH</b>	<b>225WHSF</b>

LENGTH	ARGON HOSE	ARGON HOSE
	12-1/2 ft. (3.8m)	<b>212AH</b>
25 ft. (7.6m)	<b>225AH</b>	<b>225AHSF</b>

## CK350, CK510 WATER COOLED



LENGTH	STANDARD	SUPER-FLEX
	POWER CABLE	POWER CABLE
12-1/2 ft. (3.8m)	<b>512PC</b>	<b>512PCSF</b>
25 ft. (7.6m)	<b>525PC</b>	<b>525PCSF</b>

LENGTH	WATER HOSE	WATER HOSE
	12-1/2 ft. (3.8m)	<b>312AH</b>
25 ft. (7.6m)	<b>325AH</b>	<b>325AHSF</b>

LENGTH	ARGON HOSE	ARGON HOSE
	12-1/2 ft. (3.8m)	<b>312WH</b>
25 ft. (7.6m)	<b>325WH</b>	<b>325WHSF</b>



# AIRCO TORCH POWER CABLES/HOSES

## CKA10 GAS COOLED

1 PIECE STANDARD POWER CABLE



7/16" x 20 Female

1 PIECE SUPER-FLEX POWER CABLE



7/16" x 20 Female

LENGTH	STANDARD	SUPER-FLEX
	1 PIECE CABLE	1 PIECE CABLE
12-1/2 ft. (3.8m)	<b>A2PC10</b>	<b>A2PC10SF</b>
25 ft. (7.6m)	<b>A5PC10</b>	<b>A5PC10SF</b>

## CKA16 GAS COOLED

1 PIECE STANDARD POWER CABLE



5/8" x 18 RH

1 PIECE SUPER-FLEX POWER CABLE



5/8" x 18 RH

2 PIECE STANDARD POWER CABLE



5/8" x 18 RH

2 PIECE SUPER-FLEX POWER CABLE



5/8" x 18 RH

LENGTH	STANDARD	SUPER-FLEX
	1 PIECE CABLE	1 PIECE CABLE
12-1/2 ft. (3.8m)	<b>412PCHF</b>	<b>412PCSF</b>
25 ft. (7.6m)	<b>425PCHF</b>	<b>425PCSF</b>

LENGTH	2 PIECE CABLES	2 PIECE CABLES
	12-1/2 ft. (3.8m)	<b>412PCN</b>
25 ft. (7.6m)	<b>425PCN</b>	<b>425PCNSF</b>

LENGTH	WELD LEAD	
	12-1/2 ft. (3.8m)	<b>412CN</b>
25 ft. (7.6m)	<b>425CN</b>	

LENGTH	ARGON HOSE	ARGON HOSE
	12-1/2 ft. (3.8m)	<b>312AH</b>
25 ft. (7.6m)	<b>325AH</b>	<b>325AHSF</b>

## CKA20 WATER COOLED

STANDARD TRI-FLEX CABLES



STANDARD POWER CABLE



SUPER-FLEX POWER CABLE



ARGON HOSE



WATER HOSE



LENGTH	STANDARD	SUPER-FLEX
	TRI-FLEX CABLES	
12-1/2 ft. (3.8m)	<b>A2TF20</b>	
25 ft. (7.6m)	<b>A5TF20</b>	

LENGTH	POWER CABLE	POWER CABLE
	12-1/2 ft. (3.8m)	<b>A2PC20</b>
25 ft. (7.6m)	<b>A5PC20</b>	<b>A5PC20SF</b>

LENGTH	WATER HOSE	WATER HOSE
	12-1/2 ft. (3.8m)	<b>212WH</b>
25 ft. (7.6m)	<b>225WH</b>	<b>225WHSF</b>

LENGTH	ARGON HOSE	ARGON HOSE
	12-1/2 ft. (3.8m)	<b>212AH</b>
25 ft. (7.6m)	<b>225AH</b>	<b>225AHSF</b>

## CKA35 WATER COOLED

STANDARD TRI-FLEX CABLES



STANDARD POWER CABLE



SUPER-FLEX POWER CABLE



ARGON HOSE



WATER HOSE



LENGTH	STANDARD	SUPER-FLEX
	TRI-FLEX CABLES	
12-1/2 ft. (3.8m)	<b>A2TF35</b>	
25 ft. (7.6m)	<b>A5TF35</b>	

LENGTH	POWER CABLE	POWER CABLE
	12-1/2 ft. (3.8m)	<b>A2PC35</b>
25 ft. (7.6m)	<b>A5PC35</b>	<b>A5PC35SF</b>

LENGTH	WATER HOSE	WATER HOSE
	12-1/2 ft. (3.8m)	<b>312WH</b>
25 ft. (7.6m)	<b>325WH</b>	<b>325WHSF</b>

LENGTH	ARGON HOSE	ARGON HOSE
	12-1/2 ft. (3.8m)	<b>312AH</b>
25 ft. (7.6m)	<b>325AH</b>	<b>325AHSF</b>

# MACHINE POWER CABLES/HOSES

## MT100 GAS COOLED

1 PIECE STANDARD POWER CABLE



3/8" x 24 Female

1 PIECE SUPER-FLEX POWER CABLE



3/8" x 24 Female

LENGTH	STANDARD	SUPER-FLEX
	1-PIECE CABLE	1-PIECE CABLE
12-1/2 ft. (3.8m)	<b>M112PC</b>	<b>M112PCSF</b>
25 ft. (7.6m)	<b>M125PC</b>	<b>M125PCSF</b>

## MT400 WATER COOLED

1 PIECE STANDARD POWER CABLE



3/8" x 24 Female

1 PIECE SUPER-FLEX POWER CABLE



3/8" x 24 Female

ARGON HOSE



WATER HOSE



LENGTH	STANDARD	SUPER-FLEX
	1-PIECE CABLE	1-PIECE CABLE
12-1/2 ft. (3.8m)	<b>M512PC-1</b>	<b>M512PCSF-1</b>
25 ft. (7.6m)	<b>M525PC-1</b>	<b>M525PCSF-1</b>

LENGTH	WATER HOSE	WATER HOSE
12-1/2 ft. (3.8m)	<b>212WH</b>	<b>212WHSF</b>
25 ft. (7.6m)	<b>225WH</b>	<b>225WHSF</b>

LENGTH	ARGON HOSE	ARGON HOSE
12-1/2 ft. (3.8m)	<b>212AH</b>	<b>212AHSF</b>
25 ft. (7.6m)	<b>225AH</b>	<b>225AHSF</b>

## MT500 WATER COOLED

1 PIECE STANDARD POWER CABLE



3/8" x 24 Female

1 PIECE SUPER-FLEX POWER CABLE



3/8" x 24 Female

ARGON HOSE



WATER HOSE



LENGTH	STANDARD	SUPER-FLEX
	1-PIECE CABLE	1-PIECE CABLE
12-1/2 ft. (3.8m)	<b>M512PC-1</b>	<b>M512PCSF-1</b>
25 ft. (7.6m)	<b>M525PC-1</b>	<b>M525PCSF-1</b>

LENGTH	WATER HOSE	WATER HOSE
12-1/2 ft. (3.8m)	<b>312WH</b>	<b>312WHSF</b>
25 ft. (7.6m)	<b>325WH</b>	<b>325WHSF</b>

LENGTH	ARGON HOSE	ARGON HOSE
12-1/2 ft. (3.8m)	<b>312AH</b>	<b>312AHSF</b>
25 ft. (7.6m)	<b>325AH</b>	<b>325AHSF</b>

## CKM230 WATER COOLED

STANDARD TRI-FLEX CABLES  
POWER CABLE



3/8" x 24 LH

ARGON HOSE



SUPER-FLEX POWER CABLE



3/8" x 24 LH

ARGON HOSE



WATER HOSE



LENGTH	STANDARD	SUPER-FLEX
	TRI-FLEX CABLES	3-PIECE ASSEMBLY
12-1/2 ft. (3.8m)	<b>2312TF</b>	<b>2312SF</b>
25 ft. (7.6m)	<b>2325TF</b>	<b>2325SF</b>

LENGTH	POWER CABLE	POWER CABLE
12-1/2 ft. (3.8m)	<b>2312PC</b>	<b>2312PCSF</b>
25 ft. (7.6m)	<b>2325PC</b>	<b>2325PCSF</b>

LENGTH	WATER HOSE	WATER HOSE
12-1/2 ft. (3.8m)	<b>212WH</b>	<b>212WHSF</b>
25 ft. (7.6m)	<b>225WH</b>	<b>225WHSF</b>

LENGTH	ARGON HOSE	ARGON HOSE
12-1/2 ft. (3.8m)	<b>212AH</b>	<b>212AHSF</b>
25 ft. (7.6m)	<b>225AH</b>	<b>225AHSF</b>

## CKM350 WATER COOLED

STANDARD POWER CABLE



3/8" x 24 LH

SUPER-FLEX POWER CABLE



3/8" x 24 LH

ARGON HOSE



WATER HOSE



LENGTH	STANDARD	SUPER-FLEX
	POWER CABLE	POWER CABLE
12-1/2 ft. (3.8m)	<b>512PC</b>	<b>512PCSF</b>
25 ft. (7.6m)	<b>525PC</b>	<b>525PCSF</b>

LENGTH	WATER HOSE	WATER HOSE
12-1/2 ft. (3.8m)	<b>312WH</b>	<b>312WHSF</b>
25 ft. (7.6m)	<b>325WH</b>	<b>325WHSF</b>

LENGTH	ARGON HOSE	ARGON HOSE
12-1/2 ft. (3.8m)	<b>312AH</b>	<b>312AHSF</b>
25 ft. (7.6m)	<b>325AH</b>	<b>325AHSF</b>



# MT200-AC/DC TIG WELDING SYSTEM

## POWER & PERFORMANCE IN A COMPACT DESIGN




The MT200-AC/DC is the answer to both creativity and production driven TIG welding. This innovative TIG welding machine provides the ability to quickly and efficiently adapt to dynamic welding situations, while maintaining the same quality of experience you have come to expect from CK Worldwide.

Its compact portable design allows you to easily tackle any project from fabrication and education to aerospace and nuclear applications. Whether you TIG weld for enjoyment or as a career you will find that the MT200 can help you accomplish your toughest welding challenges.

With background testing performed by production welders and the best TIG welding professionals in the industry the MT200 delivers precision welding in a conveniently packaged system.

### COMPLETE WELDING SYSTEM INCLUDES:

- MT200-AC/DC
- CK17 Flex-Head Torch with 12.5' (3.8m) Super-Flex™ Cables CK17-12-RSF FX
- Dinse Connector SL2-35MT
- AK-3 Accessories/Consumables Kit AK-3
- Foot Pedal Amperage Control
- Ground Clamp with 12.5' (3.8m) Cable
- Single Flow Regulator
- 6' (1.8m) Gas Hose ARH-6
- 220V to 115V Power Adapter



### ACCESSORIES / CONSUMABLES AK-3





*“As a welder of critical aircraft hardware, this machine is extremely easy to use and runs as smooth as our more expensive machines at work.”*


*– R. Harper, AIRCRAFT WELDER,  
38 YEARS EXPERIENCE*

Order # **MT200-AC/DC**

### SPECIFICATIONS

Input Voltage	<b>115VAC</b> ±15%, 50/60Hz <b>220VAC</b> ±15%, 50/60Hz, single phase
Input Current (I max)	<b>115V:</b> 21 Amps <b>220V:</b> 34 Amps
Output Current Range GTAW	<b>115V:</b> 5 – 140 Amps <b>220V:</b> 5 – 200 Amps
Output Current Range SMAW	<b>115V:</b> 10 – 110 Amps <b>220V:</b> 10 – 160 Amps
Rated Output GTAW	<b>115V:</b> 140A @ 15.6V, 40% duty cycle <b>220V:</b> 200A @ 18.0V, 25% duty cycle
Rated Output SMAW	<b>115V:</b> 110A @ 24.4V, 25% duty cycle <b>220V:</b> 160A @ 26.4V, 30% duty cycle
Max. Open Circuit Volts	74 volts
Gas Pre-flow	0.5 seconds
Gas Post-flow	0.5 – 20 seconds
AC Frequency	20 – 250 Hz
Pulse Frequency	1 – 200 Hz
Pulse Width	50%
Base Current	10 – 100%
Arc Start	High Frequency
Dimensions	Height: 15 in. (381 mm) Width: 8.5 in. (217 mm) Length: 20 in. (502 mm)
Weight	32 lb. (14.5 kg)

### CONTROLS



Advanced technology with an easy-to-use interface, perfect for all welders, from the novice to the master craftsman



# CUSTOM-SIZED | PATENTED *CK EXCLUSIVE* PURGE CHAMBER

The patented CK Flexible Purge Chamber is used in the Tungsten Inert Gas (TIG) process to provide a completely inert atmosphere for the welding of reactive metals such as titanium, molybdenum, nickel-based and aluminum-based alloys, as well as non-reactive metals like stainless steel. Unique to this design is the ability to draw a vacuum around the product to be welded by collapsing the chamber. The chamber is then filled through a perforated hose that encircles the bottom of the chamber allowing the argon gas to expel all atmospheric gases more effectively through the top valve port. This significantly reduces the time required to reach an inert atmosphere suitable for welding, while using considerably less gas than traditional rigid purge chambers.

**ORDER #PC2000-24**

## BENEFITS

- Less argon required
- Collapsible, easily stored
- Multiple accessory & glove ports
- Less expensive
- Less time to fill
- Vacuum drawn
- Facilitates welding grade atmosphere
- 30" (76.8cm) diameter



*\*Contact CK Worldwide for price and availability on other sizes.*

## SPECIFICATIONS

HEIGHT	20" (51.2cm)
WIDTH	30" (76.8cm)*
SHIPPING WEIGHT	47 lbs. (21.3kg)
ZIPPER LENGTH	60" (153.6cm)
STANDARD SIZE	30" (76.8cm) diameter
	24" (61.4cm) base

*Custom-designed chambers  
are also available – ANY SIZE*



## INCLUDED PARTS:

- 115V Vacuum pump (220V also available)
- Dual flowmeter/regulator
- 2 Work stations
- 2 Sets of gloves
- 4 Accessory ports
- Heat blanket
- 10 ft. (3m) Argon hose
- 10 ft. (3m) Vacuum hose
- Repair kit
- Storage container



# GAS HOSE CK EXCLUSIVE

Reinforced clear vinyl 1/4" (6.4mm) inside diameter hose can be ordered in multiple lengths from 12-1/2' (3.8m) to 100' (30.5m) with fittings and as a bulk 300' (91.4m) bulk reel without fittings.

## REINFORCED GAS HOSE | 1/4" (6.4mm)

FITTINGS	LENGTH*	INSIDE DIAMETER	ORDER#
<b>5/8"-18RH MALE BOTH ENDS</b>	12-1/2 ft. (3.8m)	1/4" (6.4mm)	<b>ARH-12</b>
	25 ft. (7.6m)	1/4" (6.4mm)	<b>ARH-25</b>
	50 ft. (15.2m)	1/4" (6.4mm)	<b>ARH-50</b>
	75 ft. (22.9m)	1/4" (6.4mm)	<b>ARH-75</b>
<b>BULK NO FITTINGS</b>	100 ft. (30.5m)	1/4" (6.4mm)	<b>ARH-100</b>
	300 ft. (91.4m)	1/4" (6.4mm)	<b>ARH-BULK*</b>

\*300' (91.4m) reels only, NO EXCEPTIONS



# REGULATORS

Our Regulator/Flowmeter combinations are specially designed for TIG welding applications. Unique design and construction features make these units equally suited for applications from the industrial job site to the laboratory.

## 191AR-60 | SINGLE

- Regulator/flowmeter combination in one compact unit
- Ideal for applications where dependability is needed
- Regulator is preset at 50PSIG
- Machined brass body and housing cap
- Cover tube contains overpressure protection



## 196AR-60 | DOUBLE

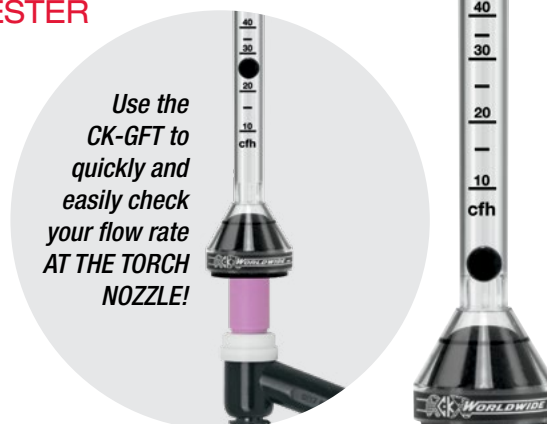
- Monitors two separate gas flow settings at the same time
- Dual flowmeter allows for purging operations
- Regulator is preset at 50PSIG
- Single-stage construction
- Body machined from class "A" brass



# GAS FLOW TESTER

## CK-GFT | TESTER

Use the CK-GFT to quickly and easily check your flow rate AT THE TORCH NOZZLE!






# WEDGE COLLET CK EXCLUSIVE

**LASTS UP TO 10 TIMES LONGER THAN STANDARD SPLIT COLLETS**

- Improves arc starts and arc stability
- Requires less pressure from the backcap, improving thread life on torch head
- Tungsten is in direct contact with collet body creating less resistance heating
- Runs cooler, minimizing down time replacing collets
- Eliminates twisting and deformation of collet
- Fits any standard collet body or gas lens

*Precision angled end cut gives "wedge" action for firm hold*

*Slots weaken the collet allowing it to twist, deform or jam*



## WEDGE COLLETS |

USE ON TORCHES	TUNGSTEN SIZE	ORDER#
<b>CK9, CK20</b> (2 Series)	.040" (1.0mm)	<b>2C040GS</b>
	1/16" (1.6mm)	<b>2C116GS</b>
	3/32" (2.4mm)	<b>2C332GS</b>
	1/8" (3.2mm)	<b>2C418GS</b>

USE ON TORCHES	TUNGSTEN SIZE	ORDER#
<b>CK17, CK18, CK26</b> (3 Series)	.040" (1.0mm)	<b>3C040GS</b>
	1/16" (1.6mm)	<b>3C116GS</b>
	3/32" (2.4mm)	<b>3C332GS</b>
	1/8" (3.2mm)	<b>3C418GS</b>
	5/32" (4.0mm)	<b>3C532GS</b>

## NEW! MAGNETIC TORCH HOLDER

**MTH-15 | HOLDER**

Keep your torch and consumables safe from drops or falls!

- Attaches vertically or horizontally to fit your needs
- Magnetic base for easy attachment and strong hold
- Protects your torch and consumables



*Magnetic base attaches vertically or horizontally to work surfaces*

# PREMIUM TRAILING SHIELDS/ PURGE CUPS

When welding with metals such as Titanium, a secondary inert shielding gas application is necessary to protect the cooling weld bead and heat-affected zone. Trailing cups prevent oxidation by shielding the weld from the atmosphere until it has cooled to a safe temperature. 12-1/2 foot (3.8m) argon hose included with each item.



**PURGE CUP**  
4" (10.2cm) ORDER # PC-4S



**TRAILING SHIELD**  
3" (7.6cm) ORDER # TC-3S



**PURGE CUP**  
4" (10.2cm) Diameter  
ORDER # PC-4R



**TRAILING SHIELD**  
3"-5" (7.6-12.7cm)  
Diameter Pipe  
ORDER # TC-3R

## STANDARD TRAILING SHIELDS

- Clips onto standard or jumbo gas lens cups
- Uses a modified jumbo gas lens as trailing shield
- Can be repositioned for different weld angles
- Includes 25 foot (7.62m) Argon hose



Standard Gas Saver™



Large Diameter  
Gas Saver™

### TRAILING SHIELDS |

USE ON TORCHES	CUP SIZE	ORDER#
CK9, CK20	Standard	TS200
CK17, CK18, CK26	Standard	TS300
CK9, CK17, CK18, CK20, CK26	Large Diameter	TS300LD



# ELECTRONIC WELDING HELMET

- 4 Sensors for out of position welding
- High quality LCD and multilayer optical interference filter provide clear view and permanent UV/IR protection up to DIN 15.
- Power supply by solar cells and Lithium batteries (replaceable).
- Digital low battery warning indicator.
- Mask made of high impact resistant special nylon.
- Ample mask space, especially for ears and neck.
- Adapter for plastic magnifying lens.
- CE EN 379, ANSI Z87.1, CSA Z94.3
- Standard 4-1/2" x 5-1/4" (11.4cm x 13.3cm) cover lens.



**ORDER # CK-ADWH**

## SPECIFICATIONS

CARTRIDGE SIZE	4-1/2" x 5-1/4" x 3/8"
	114mm x 133mm x 9.5mm
VIEWING SIZE	3.94" x 2.36"
	100mm x 60mm
LIGHT STATE SHADE	4
DARK STATE SHADE	9 – 13
SHADE CONTROL	Internal and Digital
GRINDING FUNCTION	Digital
SENSITIVITY CONTROL	Adjustable
SWITCHING TIME	0.08 milliseconds
ARC SENSORS	4
WEIGHT	1.21 pounds
	550 grams
WARRANTY	2 years



# TUNGSTEN ELECTRODE GRINDER

The Turbo-Sharp X enclosed electrode grinder minimizes dust exposure to both the user and the environment while delivering consistent tip geometry.

- Standard head for diameters:  
 .040" (1.0mm)      1/16" (1.6mm)  
 3/32" (2.4mm)      1/8" (3.2mm)
- Angles adjustable from 20°– 60°
- Eliminate grinding wheel contamination

## TURBO-SHARP® X



### SPECIAL FEATURES:

- **Multi-functional cover**  
 Through a slot in the cover one can flatten the electrode to prepare a truncated cone.
- **Setting the angle**  
 Angles adjustable from 20° – 60°
- **Grinding disc**  
 Both sides coated with diamond-powder, giving double wheel life.
- **Unbelievable result**  
 TURBO-SHARP® X allows exact repetition of longitudinal grinding.
- **Ergonomic**  
 TURBO-SHARP® X is optimal with respect to weight and handling.



Both sides coated with diamond-powder

### SPECIFICATIONS

VOLTAGE	120V AC
SINGLE PHASE	60 Hz
POWER	710 W
AMPS	6.45
NO LOAD SPEED	34,000 RPM
WEIGHT	4.1 pounds
	1,860 grams
SHIP WEIGHT	10.1 pounds
	4,581 grams
WARRANTY	2 years

230V available, contact us for more information



TURBO-SHARP® X can be equipped with an optional grinder head (TS3-HR).

Using the red head, you can grind electrodes of diameter: 1/8" (3.2mm), 5/32" (4.0mm), 3/16" (4.8mm) and 1/4" (6.4mm)



Turbo-Sharp® X is a registered trademark of JAS.

### CONSISTENT RESULTS:

Stepless grinding angles 20°–60°

## SHORT TUNGSTEN KIT

FOR USE WITH TS3-HR GRINDER HEAD ONLY

**HOLDS SHORTER LENGTH TUNGSTEN**

Grind tungstens as short as 3/4" (1.9cm)



#### INCLUDES:

.040" (1.0mm),  
 1/16" (1.6mm) and  
 3/32" (2.4mm) collets

## TURBO-SHARP X | ORDERING INFO

DESCRIPTION	ORDER #
120 V GRINDER (Includes TS3-HB)	TS10
230 V GRINDER (Includes TS3-HB)	TS10-230
REPLACEMENT WHEEL	TS3-W
GRINDER HEAD .040"–1/8" (1.0mm - 3.2mm)	TS3-HB
GRINDER HEAD 1/8" (3.2mm), 5/32" (4.0mm), 3/16" (4.8mm), 1/4" (6.4mm)	TS3-HR
SHORT TUNGSTEN KIT (TS3-HR required)	TS3-STK



# TUNGSTEN ELECTRODES

## 2% THORIATED (RED) EWTh-2/WT20

*Principal Oxide: 1.7–2.2% Thorium Oxide*

Radioactive. Best for use in Direct Current (D/C) applications using transformer based constant current power sources. Best for use on non corroding steels, titanium alloys, nickel alloys, copper alloys. Good D/C arc starts and stability, medium erosion rate, medium amperage range, medium tendency to spit.

## 0.8% ZIRCONIATED (WHITE) EWZr-8/WZ8

*Principal Oxide: 0.7–0.9% Zirconium Oxide*

Non-Radioactive. Best for use in Alternating Current (A/C) for aluminum alloys and magnesium alloys using inverter or transformer based constant current power sources. Balls well, handles higher amperage than pure tungsten with less pitting, better arc starts and arc stability than pure tungsten.

## 1.5% LANTHANATED (GOLD) EWLa-1.5/WL15

*Principal Oxide: 1.3–1.7% Lanthanum Oxide*

Non-Radioactive. Best for use in Direct Current (D/C) as an alternative to 2% Thoriated using inverter or transformer based constant current power sources. Best for non corroding steels, titanium alloys, nickel alloys, copper alloys. Best D/C arc starts and stability, low erosion rate, wide amperage range, no spitting.

## 2% CERIATED (GRAY) FORMERLY ORANGE EWCe-2/WC20

*Principal Oxide: 1.8–2.2% Cerium Oxide*

Non-Radioactive. Best for use in Alternating Current (A/C) or Direct Current (D/C) applications using inverter or transformer based constant current power sources. Good for low-alloyed steels, non corroding steels, aluminum alloys, magnesium alloys, titanium alloys, nickel alloys, copper alloys. Good ignition and re-ignition properties, long service life, excellent arc stability. Low erosion rate, best at low amperage range, no spitting, good D/C arc starts and stability.

## PURE (GREEN) EWP/WP

*Principal Oxide: None*

NON-RADIOACTIVE. Good for use in Alternating Current (A/C) for aluminum alloys and magnesium alloys in low to medium amperage applications using transformer based constant current power sources only. Balls easy, tends to spit at higher amperages. Used for non-critical welds only.

## 2% LANTHANATED (BLUE) EWLa-2/WL20

*Principal Oxide: 1.8–2.2% Lanthanum Oxide*








Non-Radioactive. Best general purpose electrode for both Alternating Current (A/C) or Direct Current (D/C) using inverter or transformer based constant current power sources. Good for low-alloyed steels, non corroding steels, aluminum alloys, magnesium alloys, titanium alloys, nickel alloys, copper alloys. Good arc starts and stability, medium to high amperage range, low erosion rate.


## LaYZr™ (CHARTREUSE) EWG

*Principal Oxides: 1.5% Lanthanum, 0.8% Yttrium Oxides, 0.8% Zirconium*

Non-Radioactive. Best for automated or robotic applications in Alternating Current (A/C) or Direct Current (D/C) due to low voltage tolerance (changes in tip to work piece distance) using inverter or transformer based constant current power sources. Good for low-alloyed steels, non corroding steels, aluminum alloys, magnesium alloys, titanium alloys, nickel alloys, copper alloys. Very stable tip geometry, runs cooler than 2% Thoriated with longer life, low to medium amperage range. Very best low amperage starts.

## Color Code and Alloying Elements for Various Tungsten Electrode Alloys

Designation		Chemical Composition Impurities ≤0.1%		TUNGSTEN	TIP COLOR
ISO 6848	AWS A5.12	OXIDE ADDITIVE			
WT20	EWTh-2	ThO <sub>2</sub> : 1.70–2.20%	≥97.30%	Red	
WP	EWP	~~~~~	≥99.95%	Green	
WL15	EWLa-1.5	LaO <sub>2</sub> : 1.30–1.70%	≥97.80%	Gold	
WC20	EWCe-2	CeO <sub>2</sub> : 1.80–2.20%	≥97.30%	Gray	
WL20	EWLa-2	La <sub>2</sub> O <sub>3</sub> : 1.80–2.20%	≥97.30%	Blue	
WZ8	EWZr-8	ZrO <sub>2</sub> : 0.70–0.90%	≥98.60%	White	
LaYZr	EWG	La <sub>2</sub> O <sub>3</sub> : 1.3–1.7%; ZrO <sub>2</sub> : 0.06–0.10%; Y <sub>2</sub> O <sub>3</sub> : 0.6–1.0%	≥98.34%	Chartreuse	



# TUNGSTEN RETAIL PACKS

Oxides used are primarily zirconium, thorium, lanthanum or cerium. Additions are usually 1% – 4%. These oxides greatly improve arc initiation, especially when direct current (DC) welding is employed. Thorium oxide (thoria) has been used for many years, having been found effective in terms of long life and thermal efficiency. Zirconium oxide (zirconia) has been commonly used for alternating (AC) TIG welding, normally for welding aluminum.

ISO 6848 COLOR CHART	SIZE		PART #	
	INCHES	MILLIMETERS	10 PIECE	3 PIECE P.O.P.
<b>2% Thoriated</b> <b>Red</b> AWS A5.12 EWTh-2 ISO 6848 WT20	.020 x 7"	0.5 x 175mm	<b>T0207GT2</b>	
	.040 x 7"	1.0 x 175mm	<b>T0407GT2</b>	
	1/16 x 7"	1.6 x 175mm	<b>T1167GT2</b>	<b>T1167GT2-3</b>
	3/32 x 7"	2.4 x 175mm	<b>T3327GT2</b>	<b>T3327GT2-3</b>
	1/8 x 7"	3.2 x 175mm	<b>T187GT2</b>	<b>T187GT2-3</b>
<b>.8% Zirconiated</b> <b>White</b> AWS A5.12 EWZr-8 ISO 6848 WZ8	.020 x 7"	0.5 x 175mm	<b>T0207GZ</b>	
	.040 x 7"	1.0 x 175mm	<b>T0407GZ</b>	
	1/16 x 7"	1.6 x 175mm	<b>T1167GZ</b>	<b>T1167GZ-3</b>
	3/32 x 7"	2.4 x 175mm	<b>T3327GZ</b>	<b>T3327GZ-3</b>
	1/8 x 7"	3.2 x 175mm	<b>T187GZ</b>	<b>T187GZ-3</b>
<b>1.5% Lanthanated</b> <b>Gold</b> AWS A5.12 EWLa-1.5 ISO 6848 WL15	.020 x 7"	0.5 x 175mm	<b>T0207GL</b>	
	.040 x 7"	1.0 x 175mm	<b>T0407GL</b>	
	1/16 x 7"	1.6 x 175mm	<b>T1167GL</b>	<b>T1167GL-3</b>
	3/32 x 7"	2.4 x 175mm	<b>T3327GL</b>	<b>T3327GL-3</b>
	1/8 x 7"	3.2 x 175mm	<b>T187GL</b>	<b>T187GL-3</b>
<b>2% Ceriated</b> <b>Gray</b> AWS A5.12 EWCe-2 ISO 6848 WC20 (Formerly Orange)	.020 x 7"	0.5 x 175mm	<b>T0207GC2</b>	
	.040 x 7"	1.0 x 175mm	<b>T0407GC2</b>	
	1/16 x 7"	1.6 x 175mm	<b>T1167GC2</b>	<b>T1167GC2-3</b>
	3/32 x 7"	2.4 x 175mm	<b>T3327GC2</b>	<b>T3327GC2-3</b>
	1/8 x 7"	3.2 x 175mm	<b>T187GC2</b>	<b>T187GC2-3</b>
<b>Pure</b> <b>Green</b> AWS A5.12 EWP ISO 6848 WP	.020 x 7"	0.5 x 175mm	<b>T0207G</b>	
	.040 x 7"	1.0 x 175mm	<b>T0407G</b>	
	1/16 x 7"	1.6 x 175mm	<b>T1167G</b>	<b>T1167G-3</b>
	3/32 x 7"	2.4 x 175mm	<b>T3327G</b>	<b>T3327G-3</b>
	1/8 x 7"	3.2 x 175mm	<b>T187G</b>	<b>T187G-3</b>
<b>2% Lanthanated</b> <b>Blue</b> AWS A5.12 EWLa-2 ISO 6848 WL20	.020 x 7"	0.5 x 175mm	<b>T0207GL2</b>	
	.040 x 7"	1.0 x 175mm	<b>T0407GL2</b>	
	1/16 x 7"	1.6 x 175mm	<b>T1167GL2</b>	<b>T1167GL2-3</b>
	3/32 x 7"	2.4 x 175mm	<b>T3327GL2</b>	<b>T3327GL2-3</b>
	1/8 x 7"	3.2 x 175mm	<b>T187GL2</b>	<b>T187GL2-3</b>
<b>LaYZr™</b> <b>Chartreuse</b> AWS A5.12 EWG ISO 6848	.020 x 7"	0.5 x 175mm	<b>T0207GTM</b>	
	.040 x 7"	1.0 x 175mm	<b>T0407GTM</b>	
	1/16 x 7"	1.6 x 175mm	<b>T1167GTM</b>	<b>T1167GTM-3</b>
	3/32 x 7"	2.4 x 175mm	<b>T3327GTM</b>	<b>T3327GTM-3</b>
	1/8 x 7"	3.2 x 175mm	<b>T187GTM</b>	<b>T187GTM-3</b>

TIG welding electrodes usually contain small quantities of metallic oxides, which can offer the following benefits:


- Facilitate arc starting
- Increase arc stability
- Improve current carrying capacity of the electrode
- Reduce the risk of weld contamination
- Increase electrode life



TUNGSTEN RETAIL PACKS  
TUNGSTEN ELECTRODES


## TUNGSTEN STICK OUT GAUGE

- Loosen knurled lock nut
- Turn threaded gauge rod to adjust gauge depth (markings are in 1/16th inch increments)
- Lock gauge by turning knurled lock nut firmly against the gauge body



## STICK-OUT GAUGE

DESCRIPTION	ORDER #	DETAILS
Standard Gauge	<b>TG1</b>	Includes convenient key ring
Small Tungsten Gauge	<b>TG1-24</b>	





# SUPER CUPS

## THE RIGHT NOZZLE FOR THE TOUGHEST TIG WELDING APPLICATIONS

Super Cups withstand high-amperage and high-reflective heat applications while minimizing cracking problems related to thermal shock.

- Lasts longer in high-heat applications than alumina cups
- Reduce downtime
- Reduce replacement part costs
- Reduce thermal conductivity by approximately 40%



*Super Cups minimize cracking problems related to thermal shock. Save time and money while reducing thermal conductivity by 40%.*

*Available to fit all 2 and 3 Series torches.*

### SERIES 2 SUPER CUPS TORCH MODELS 9, 20



STANDARD		GAS LENS		LARGE DIAMETER	
<b>2S4</b>	(13N08SC)	<b>2SG4</b>	(53N58SC)	<b>3SG6LD</b>	(57N75SC)
<b>2S5</b>	(13N09SC)	<b>2SG5</b>	(53N59SC)	<b>3SG8LD</b>	(57N74SC)
<b>2S6</b>	(13N10SC)	<b>2SG6</b>	(53N60SC)	<b>3SG10LD</b>	(53N88SC)
<b>2S7</b>	(13N11SC)	<b>2SG7</b>	(53N61SC)	<b>3SG12LD</b>	(53N87SC)
<b>2S8</b>	(13N12SC)	<b>2SG8</b>	(53N61SSC)		
<b>2S10</b>	(13N13SC)				

### SERIES 3 SUPER CUPS TORCH MODELS 17, 18, 26



STANDARD		GAS LENS		LARGE DIAMETER	
<b>3S4</b>	(10N50SC)	<b>3SG4</b>	(54N18SC)	<b>3SG6LD</b>	(57N75SC)
<b>3S5</b>	(10N49SC)	<b>3SG5</b>	(54N17SC)	<b>3SG8LD</b>	(57N74SC)
<b>3S6</b>	(10N48SC)	<b>3SG6</b>	(54N16SC)	<b>3SG10LD</b>	(53N88SC)
<b>3S7</b>	(10N47SC)	<b>3SG7</b>	(54N15SC)	<b>3SG12LD</b>	(53N87SC)
<b>3S8</b>	(10N46SC)	<b>3SG8</b>	(54N14SC)		
<b>3S10</b>	(10N45SC)				
<b>3S12</b>	(10N44SC)				

## UNDERSTANDING CK WORLDWIDE PART NUMBERS

Please note this is a general formula that works for most CK part numbers and that there may be products that do not follow these guidelines. If you have any questions, please call our customer service line at 1 (800) 426-0877.

**CUP EXAMPLE 3A6**

SERIES (3-Series Body) | CUP TYPE (A=Alumina, C=Ceramic, S=Super Cup) | CUP SIZE (#6 cup)

**COLLET BODY EXAMPLE 3CB332**

SERIES (3-Series) | COLLET BODY | TUNGSTEN DIAMETER (3/32")

## 2 SERIES (13N) TORCH MODELS 9, 20

THREAD PATTERN: 5/16" x 24

CUP	COLLET BODY	COLLET	HEATSHIELD	TORCH	BACKCAP	
<b>STANDARD</b> 2S4 (13N08SC) 2S5 (13N09SC) 2S6 (13N10SC) 2S7 (13N11SC) 2S8 (13N12SC) 2S10 (13N13SC)	<b>STANDARD</b> 2CB20 (13N25) 2CB40 (13N26) 2CB116 (13N27) 2CB332 (13N28) 2CB418 (13N29)	<b>STANDARD</b> 2C20 (13N20) 2C40 (13N21) 2C116 (13N22) 2C332 (13N23) 2C418 (13N24)  <b>WEDGE</b> 2C040GS 2C332GS 2C116GS 2C418GS  <b>REVERSE</b> 6C20 6C332 6C40 6C418 6C116	<b>STANDARD</b> 2GHS	<p>LONG 200L (41V24)</p> <p>MEDIUM 200M (41V35)</p> <p>SHORT 200S (41V33)</p> <p>TORCHES USED ON:                      CK9                      CK20                      CK25                      CK100                      CK110                      CK130                      CK200                      CK230                      FL2L                      CKM230                      CWH230                      CWM230</p>		
<b>GAS LENS</b> 2SG4 (53N58SC) 2SG5 (53N59SC) 2SG6 (53N60SC) 2SG7 (53N61SC) 2SG8 (53N61SSC)	2GL20 (45V41) 2GL40 (45V42) 2GL116 (45V43) 2GL332 (45V44) 2GL418 (45V45)	<b>STANDARD</b> SEE ABOVE  <b>WEDGE</b> SEE ABOVE  <b>REVERSE</b> SEE ABOVE	<b>STANDARD</b> SEE ABOVE			
<b>LARGE DIAMETER</b> 3SG6LD (57N75SC) 3SG8LD (57N74SC) 3SG10LD (53N88SC) 3SG12LD (53N87SC)	<b>LARGE DIAMETER</b> 2GL0204LD (45V0204S) 2GL116LD (45V116S) 2GL332LD (45V64S) 2GL418LD (995795S)	<b>LARGE DIAMETER</b> 2C020LD (13N20L) 2C040LD (13N21L) 2C116LD (13N22L) 2C332LD (13N23L) 2C418LD (13N24L)	<b>LARGE DIAMETER</b> 2GHSLD			

## 3 SERIES (10N) TORCH MODELS 17, 18, 26

THREAD PATTERN: 3/8" x 32

CUP	COLLET BODY	COLLET	HEATSHIELD	TORCH	BACKCAP	
<b>STANDARD</b> 3S4 (10N50SC) 3S5 (10N49SC) 3S6 (10N48SC) 3S7 (10N47SC) 3S8 (10N46SC) 3S10 (10N45SC) 3S12 (10N44SC)	<b>STANDARD</b> 3CB20 (10N29) 3CB40 (10N30) 3CB116 (10N31) 3CB332 (10N32) 3CB418 (10N28) 3CB532 (406488)	<b>STANDARD</b> 3C20 (10N21) 3C40 (10N22) 3C116 (10N23) 3C332 (10N24) 3C418 (10N25) 3C532 (54N20)  <b>WEDGE</b> 3C040GS 3C418GS 3C116GS 3C532GS 3C332GS  <b>REVERSE</b> 7C20 7C332 7C40 7C418 7C116 7C532	<b>STANDARD</b> 300HS	<p>LONG 300L (57Y02)</p> <p>MEDIUM 300M (34015)</p> <p>SHORT 300S (57Y04)</p> <p>TORCHES USED ON:                      CK17                      CK18                      CK26                      CK150                      CKC150                      CK210                      CK300                      CK510                      TL18                      TL26                      TL210                      TL300                      FL3L                      CKM350                      CWH350*                      CWM350*</p> <p>*Heatshield not shown. (Contact factory for part number)</p>		
<b>GAS LENS</b> 3SG4 (54N18SC) 3SG5 (54N17SC) 3SG6 (54N16SC) 3SG7 (54N15SC) 3SG8 (54N14SC)	<b>GAS LENS</b> 3GL20 (45V29) 3GL40 (45V24) 3GL116 (45V25) 3GL332 (45V26) 3GL418 (45V27) 3GL532 (45V28)	<b>STANDARD</b> SEE ABOVE  <b>WEDGE</b> SEE ABOVE  <b>REVERSE</b> SEE ABOVE	<b>GAS LENS</b> 3GHS			
<b>LARGE DIAMETER</b> 3SG6LD (57N75SC) 3SG8LD (57N74SC) 3SG10LD (53N88SC) 3SG12LD (53N87SC)	<b>LARGE DIAMETER</b> 3GL116LD (45V116) 3GL332LD (45V64) 3GL418LD (995795) 3GL532LD (45V63)	<b>REVERSE</b> SEE ABOVE	<b>LARGE DIAMETER</b> 3GHSLD			



# 2 SERIES (13N) TORCH MODELS 9, 20

THREAD PATTERN: 5/16" x 24

CUP	COLLET BODY	COLLET	HEATSHIELD	TORCH	BACKCAP
<b>ALUMINA</b> 2A4 (13N08)   2A7 (13N11) 2A5 (13N09)   2A8 (13N12) 2A6 (13N10)   2A10 (13N13)	<b>STANDARD</b> 2CB20 (13N25) 2CB40 (13N26) 2CB116 (13N27) 2CB332 (13N28) 2CB418 (13N29)	<b>STANDARD</b> 2C20 (13N20) 2C40 (13N21) 2C116 (13N22) 2C332 (13N23) 2C418 (13N24)	<b>STANDARD</b> 2GHS	<p>TORCHES USED ON:                      CK100                      CK110                      CK130                      CK200                      CK230                      FL2L                      CKM230                      CWH230                      CWM230                      CK9                      CK20                      CK25</p>	
<b>CERAMIC</b> 2C4 (13N14)   2C7 (13N17) 2C5 (13N15)   2C8 (13N18) 2C6 (13N16)   2C10 (13N19)	<b>WEDGE</b> 2C040GS   2C332GS 2C116GS   2C418GS	<b>REVERSE</b> 6C20   6C332 6C40   6C418 6C116			
<b>ALUMINA - LONG</b> 2A3L (A796F70)   2A5L (A796F72) 2A4L (A796F71)   2A6L (A796F73)					
<b>CERAMIC - LONG</b> 2C3L (796F70)   2C5L (796F72) 2C4L (796F71)   2C6L (796F73)					
<b>ALUMINA - GAS LENS</b> 2AG4 (53N58)   2AG7 (53N61) 2AG5 (53N59)   2AG8 (53N61S) 2AG6 (53N60)   2AG10	<b>GAS LENS</b> 2GL20 (45V41) 2GL40 (45V42) 2GL116 (45V43) 2GL332 (45V44) 2GL418 (45V45)	<b>STANDARD</b> SEE ABOVE  <b>WEDGE</b> SEE ABOVE  <b>REVERSE</b> SEE ABOVE	<b>STANDARD</b> SEE ABOVE		
<b>ALUMINA LONG - GAS LENS</b> 2AG5L (53N59L)   2AG7L (53N61L) 2AG6L (53N60L)					
<b>ALUMINA - LARGE DIAMETER</b> 3AG6LD (57N75)   3AG11LD(53N89) 3AG8LD (57N74)   3AG12LD(53N87) 3AG10LD (53N88)	<b>LARGE DIAMETER</b> 2GL0204LD (45V0204S) 2GL116LD (45V116S) 2GL332LD (45V64S) 2GL418LD (995795S)	<b>LARGE DIAMETER</b> 2C020LD (13N20L) 2C040LD (13N21L) 2C116LD (13N22L) 2C332LD (13N23L) 2C418LD (13N24L)	<b>LARGE DIAMETER</b> 2GHSLD		
<b>ALUMINA</b> 8A4 (A53N24)   8A6 (A53N27) 8A5 (A53N25)	<b>SHORT</b> 6CB20 6CB40 6CB116 6CB332 6CB418	<b>REVERSE</b> SEE ABOVE	<b>STANDARD</b> SEE ABOVE		
<b>CERAMIC</b> 8C4 (53N24)   8C6 (53N27) 8C5 (53N25)					
<b>CERAMIC - LONG</b> 8C4L (53N28)   8C6L (53N26)					

### TUNGSTEN ELECTRODE CONVERSION CHART

SIZE SUFFIX	INCHES	MILLIMETERS
20	.020"	.5mm
40	.040"	1.0mm
116	1/16"	1.6mm
332	3/32"	2.4mm
418	1/8"	3.2mm
532	5/32"	4.0mm
316	3/16"	4.8mm
14	1/4"	6.4mm

2C332 Size Suffix

# 2 SERIES GAS SAVER TORCH MODELS 9, 20

THREAD PATTERN: 5/16" x 24

CUP	ADAPTER	COLLET BODY	COLLET	HEATSHIELD	TORCH	BACKCAP
<b>ALUMINA</b> 2A4GS   2A7GS 2A5GS   2A8GS 2A6GS	<b>WITH SCREEN</b> TAS040GS TAS116GS TAS332GS TAS418GS  <b>WITHOUT SCREEN</b> TA040GS   TA418GS TA116GS TA332GS	<b>STANDARD</b> 2CBGS-1	<b>WEDGE</b> 2C040GS 2C116GS 2C332GS 2C418GS	<b>STANDARD</b> 2HSGS-1	<p>TORCHES USED ON:                      CK100                      CK110                      CK130                      CK200                      CK230                      FL2L                      CKM230                      CWH230                      CWM230                      CK9                      CK20                      CK25</p>	
<b>CLEAR</b> 2P8GS						
<b>ALUMINA</b> 2A18GSLD	<b>LARGE DIAMETER WITH SCREEN</b> TAS040GSLD TAS116GSLD TAS332GSLD TAS418GSLD	<b>LARGE DIAMETER</b> 2CBGSLD	<b>WEDGE</b> SEE ABOVE	<b>LARGE DIAMETER</b> 2HSGSLD		
<b>CLEAR</b> 2P18GSLD						


# 3 SERIES (10N) TORCH MODELS 17, 18, 26

THREAD PATTERN: 3/8" x 32

CUP	COLLET BODY	COLLET	HEATSHIELD	TORCH	BACKCAP																											
<p>ALUMINA</p> <p>3A4 (10N50)</p> <p>3A5 (10N49)</p> <p>3A6 (10N48)</p> <p>3A7 (10N47)</p> <p>ALUMINA - LONG</p> <p>3A5L (10N49L)</p> <p>3A6L (10N48L)</p> <p>CERAMIC</p> <p>3C4 (105Z43)</p> <p>3C5 (105Z42)</p> <p>3C6 (105Z44)</p> <p>3C7 (105Z45)</p> <p>CERAMIC - LONG</p> <p>3C4L (12N03)</p> <p>3C5L (105Z60)</p>	<p>STANDARD</p> <p>3CB20 (10N29)</p> <p>3CB40 (10N30)</p> <p>3CB116 (10N31)</p> <p>3CB332 (10N32)</p> <p>3CB418 (10N28)</p> <p>3CB532 (406488)</p>	<p>STANDARD</p> <p>3C20 (10N21)</p> <p>3C40 (10N22)</p> <p>3C116 (10N23)</p> <p>3C332 (10N24)</p> <p>3C418 (10N25)</p> <p>3C532 (54N20)</p> <p>WEDGE</p> <p>3C040GS</p> <p>3C116GS</p> <p>3C332GS</p> <p>3C418GS</p> <p>3C532GS</p> <p>REVERSE</p> <p>7C20</p> <p>7C40</p> <p>7C116</p>	<p>STANDARD</p> <p>300HS</p>		<p>LONG</p> <p>300L (57Y02)</p> <p>MEDIUM</p> <p>300M (34015)</p> <p>SHORT</p> <p>300S (57Y04)</p>																											
<p>ALUMINA - GAS LENS</p> <p>3AG4 (54N18)</p> <p>3AG5 (54N17)</p> <p>3AG6 (54N16)</p> <p>3AG7 (54N15)</p> <p>3AG8 (54N14)</p> <p>3AG11 (54N19)</p> <p>3AG12</p> <p>ALUMINA LONG - GAS LENS</p> <p>OVERALL LENGTH 3" (7.6cm)</p> <p>3AG5L (54N17L)</p> <p>3AG6L (54N16L)</p> <p>3AG7L (54N15L)</p> <p>3AG8L (54N14L)</p> <p>CERAMIC - GAS LENS</p> <p>3CG4 (54N35)</p> <p>3CG5 (54N34)</p> <p>3CG6 (54N33)</p> <p>3CG7 (54N32)</p> <p>3CG8 (54N31)</p> <p>3CG11 (54N36)</p> <p>3CG14</p>	<p>GAS LENS</p> <p>3GL20 (45V29)</p> <p>3GL40 (45V24)</p> <p>3GL116 (45V25)</p> <p>3GL332 (45V26)</p> <p>3GL418 (45V27)</p> <p>3GL532 (45V28)</p>	<p>STANDARD</p> <p>SEE ABOVE</p> <p>WEDGE</p> <p>SEE ABOVE</p> <p>REVERSE</p> <p>SEE ABOVE</p>	<p>GAS LENS</p> <p>3GHS</p>	<p>TORCHES USED ON:</p> <p>CK150</p> <p>CKC150</p> <p>CK210</p> <p>CK300</p> <p>CK510</p> <p>TL210</p> <p>TL300</p> <p>TL18</p> <p>TL26</p> <p>FL3L</p> <p>CK17</p> <p>CK18</p> <p>CK26</p> <p>CKM350</p> <p>CWHTL300*</p> <p>CWH350*</p> <p>CWM350*</p> <p>*Contact CK Worldwide for heatshield.</p>	<p><b>TUNGSTEN ELECTRODE CONVERSION CHART</b></p> <table border="1"> <thead> <tr> <th>SIZE SUFFIX</th> <th>INCHES</th> <th>MILLIMETERS</th> </tr> </thead> <tbody> <tr> <td>20</td> <td>.020"</td> <td>.5mm</td> </tr> <tr> <td>40</td> <td>.040"</td> <td>1.0mm</td> </tr> <tr> <td>116</td> <td>1/16"</td> <td>1.6mm</td> </tr> <tr> <td>332</td> <td>3/32"</td> <td>2.4mm</td> </tr> <tr> <td>418</td> <td>1/8"</td> <td>3.2mm</td> </tr> <tr> <td>532</td> <td>5/32"</td> <td>4.0mm</td> </tr> <tr> <td>316</td> <td>3/16"</td> <td>4.8mm</td> </tr> <tr> <td>14</td> <td>1/4"</td> <td>6.4mm</td> </tr> </tbody> </table> <p><b>3C332</b> Size Suffix</p>	SIZE SUFFIX	INCHES	MILLIMETERS	20	.020"	.5mm	40	.040"	1.0mm	116	1/16"	1.6mm	332	3/32"	2.4mm	418	1/8"	3.2mm	532	5/32"	4.0mm	316	3/16"	4.8mm	14	1/4"	6.4mm
SIZE SUFFIX	INCHES	MILLIMETERS																														
20	.020"	.5mm																														
40	.040"	1.0mm																														
116	1/16"	1.6mm																														
332	3/32"	2.4mm																														
418	1/8"	3.2mm																														
532	5/32"	4.0mm																														
316	3/16"	4.8mm																														
14	1/4"	6.4mm																														
<p>ALUMINA - LARGE DIAMETER</p> <p>3AG6LD (57N75)</p> <p>3AG8LD (57N74)</p> <p>3AG10LD (53N88)</p> <p>3AG11LD (53N89)</p> <p>3AG12LD (53N87)</p> <p>ALUMINA LONG - LARGE DIAMETER</p> <p>OVERALL LENGTH 2.75" (6.9cm)</p> <p>3AG6LDL (57N75L)</p> <p>3AG8LDL (57N74L)</p> <p>3AG10LDL (53N88L)</p> <p>3AG12LDL (53N87L)</p> <p>ALUMINA EXTRA LONG - LARGE DIAMETER</p> <p>OVERALL LENGTH 3.25" (8.3cm)</p> <p>3AG6LDXL (57N75XL)</p> <p>3AG8LDXL (57N74XL)</p> <p>3AG10LDXL (53N88XL)</p> <p>3AG12LDXL (53N87XL)</p>	<p>LARGE DIAMETER</p> <p>3GL116LD (45V116)</p> <p>3GL332LD (45V64)</p> <p>3GL418LD (995795)</p> <p>3GL532LD (45V63)</p>	<p>STANDARD</p> <p>SEE ABOVE</p> <p>WEDGE</p> <p>SEE ABOVE</p> <p>REVERSE</p> <p>SEE ABOVE</p>	<p>LARGE DIAMETER</p> <p>3GHSLD</p>																													



### 3 SERIES GAS SAVER TORCH MODELS 17, 18, 26 THREAD PATTERN: 3/8" x 32

CUP	ADAPTER	COLLET BODY	COLLET	HEATSHIELD	TORCH	BACKCAP
ALUMINA 3A4GS 3A5GS 3A6GS 3A7GS 3A8GS	WITH SCREEN TAS040GS TAS116GS TAS332GS TAS418GS TAS532GS	STANDARD 3CBGS	WEDGE 3C040GS 3C116GS 3C332GS 3C418GS 3C532GS	STANDARD 3HSGS	 <p>TORCHES USED ON:  <b>CK150</b>  <b>CKC150</b>  <b>CK210</b>  <b>CK300</b>  <b>CK510</b>  <b>TL210</b>  <b>TL300</b>  <b>TL18</b>  <b>TL26</b>  <b>FL3L</b>  <b>CK17</b>  <b>CK18</b>  <b>CK26</b>  <b>MT100*</b>  <b>MT400*</b>  <b>MT500</b>  <b>CKM350</b>                      *Contact CK Worldwide for heatshield.</p>	LONG 300L (57Y02)
CLEAR 3P8GS	WITHOUT SCREEN TA040GS TA418GS TA116GS TA532GS TA332GS					MEDIUM 300M (34015)
ALUMINA 2A4GS 2A7GS 2A5GS 2A8GS 2A6GS	WITH SCREEN <i>SEE ABOVE</i>	SHORT 4CBGS	SHORT WEDGE 4C040GS 4C116GS 4C332GS 4C418GS 4C532GS	SHORT 3HSGS		SHORT 300S (57Y04)
CLEAR 2P8GS	WITHOUT SCREEN <i>SEE ABOVE</i>					
ALUMINA - GAS LENS 2A12GSLD	LARGE DIAMETER WITH SCREEN TAS040GSLD TAS116GSLD TAS332GSLD TAS418GSLD TAS532GSLD	LARGE DIAMETER 4CBGSLD	SHORT WEDGE 4C040GS 4C116GS 4C332GS 4C418GS 4C532GS	LARGE DIAMETER 4HSGSLD		
ALUMINA 4A18GSLD						
CLEAR 4P18GSLD						

### 4 SERIES STUBBY TORCH MODELS 17, 18, 26 THREAD PATTERN: 3/8" x 32

CUP	COLLET BODY	COLLET	HEATSHIELD	TORCH	BACKCAP
ALUMINA 2A4 (13N08) 2A5 (13N09) 2A6 (13N10)	2A7 (13N11) 2A8 (13N12) 2A10 (13N13)	SHORT 4CB20 4CB332 4CB40 4CB418 4CB116 4CB532	SHORT 4C20 (10N21S) 4C40 (10N22S) 4C116 (10N23S) 4C332 (10N24S) 4C418 (10N25S) 4C532	STANDARD 300HS	LONG 300L (57Y02)
CERAMIC 2C4 (13N14) 2C5 (13N15) 2C6 (13N16)	2C7 (13N17) 2C8 (13N18) 2C10 (13N19)	SHORT WEDGE 4C040GS 4C418GS 4C116GS 4C532GS 4C332GS			MEDIUM 300M (34015)
CERAMIC - LONG 2C3L (796F70) 2C4L (796F71)	2C5L (796F72) 2C6L (796F73)	REVERSE <i>SEE PAGE 71</i>			SHORT 300S (57Y04)
ALUMINA - GAS LENS 2AG4 (53N58) 2AG5 (53N59) 2AG6 (53N60) 2AG7 (53N61)	2AG8 (53N61S) 2AG10	SHORT - GAS LENS 4GL20 4GL332 4GL40 4GL418 4GL116 4GL532	SHORT <i>SEE ABOVE</i> SHORT WEDGE <i>SEE ABOVE</i>	SHORT - GAS LENS 4GHS	
ALUMINA LONG - GAS LENS 2AG5L (53N59L) 2AG6L (53N60L) 2AG7L (53N61L)		REVERSE <i>SEE PAGE 71</i>			

TORCHES USED ON:  
**CK150**  
**CKC150**  
**CK210**  
**CK300**  
**CK510**  
**TL210**  
**TL300**  
**TL18**  
**TL26**  
**FL3L**  
**CK17**  
**CK18**  
**CK26**  
**CKM350**  
**CWHTL300\***  
**CWH350\***  
**CWM350\***  
 \*Contact CK Worldwide for heatshield.

# 5I SERIES TORCH MODEL CK510

THREAD PATTERN: 3/8" x 32 COLLET BODY: 5/8" x 18

CUP	COLLET BODY	NOSE BLOCK	COLLET	HEATSHIELD	TORCH	BACKCAP
<b>ALUMINA</b> 3AG6LD (57N75) 3AG8LD (57N74) 3AG10LD (53N88) 3AG11LD (53N89) 3AG12LD (53N87)	<b>STANDARD</b> 51GL116 51GL332 51GL418 51GL532 51GL316 51GL1400	<b>STANDARD</b> ANT35 (2310-1938)	<b>STANDARD</b> A116C35 (2304-0088) A332C35 (2304-0089) A418C35 (2304-0090) A532C35 (2304-0091) A316C35 (2304-0146)	<b>STANDARD</b> 510HS	<p>TORCHES USED ON: <b>CK510</b></p>	<b>LONG</b> 300L (57Y02)  <b>COLLET CAP</b> 514CCL FOR 1/4" (6.4mm)  <b>SHORT</b> 514CCS FOR 1/4" (6.4mm)

- Nose block and collet are not needed when using 1/4" (6.4mm) tungsten.
- 3 Series head accessories can be used when welding at 400 amps or less

# 8 SERIES TORCH MODELS 24, 24W

CUP	COLLET BODY	COLLET	HEATSHIELD	TORCH	
<b>CERAMIC</b> 8C4 (53N24) 8C5 (53N25)	<b>STANDARD</b> 8CB20 (53N17) 8CB40 (53N18) 8CB116 (53N19) 8CB332 (24CB332)	<b>STANDARD</b> 8C20 (53N15) 8C40 (53N16) 8C116 (53N14) 8C332 (24C332)	<b>STANDARD</b> 80THS	<p>TORCHES USED ON: <b>CK80</b> <b>CK90</b> <b>CK180</b> <b>CWH180</b> <b>CK24</b> <b>CK24W</b></p>	
<b>ALUMINA</b> 8A1 (A53N23) 8A4 (A53N24)					<b>8C6 (53N27)</b> <b>8A5 (A53N25)</b> <b>8A6 (A53N27)</b>
<b>CERAMIC - LONG</b> 8C4L (53N28)	<b>8C6L (53N26)</b>				
<b>ALUMINA - GAS LENS</b> 2AG4 (53N58) 2AG5 (53N59)	<b>GAS LENS</b> 2GL20 (45V41) 2GL40 (45V42) 2GL116 (45V43) 2GL332 (45V44)	<b>GAS LENS</b> 8CG20 (53N62) 8CG40 (53N63) 8CG116 (53N64) 8CG332 (24GLC332)	<b>GAS LENS</b> 8GHS		
<b>ALUMINA LONG - GAS LENS</b> 2AG5L (53N59L) 2AG6L (53N60L)	<b>2AG7L (53N61L)</b>	<b>WEDGE</b> 8CG116GS 8CG332GS			
<b>CERAMIC</b> 8C4 (53N24) 8C5 (53N25)	<b>8C6 (53N27)</b>	<b>GAS LENS</b> 8GL040 8GL116 8GL332	<b>GAS LENS</b> 8C332 (24C332) 8C040 8C116		<b>GAS LENS</b> 8GHS
<b>ALUMINA</b> 8A1 (A53N23) 8A4 (A53N24)	<b>8A5 (A53N25)</b> <b>8A6 (A53N27)</b>				
<b>CERAMIC - LONG</b> 8C4L (53N28)	<b>8C6L (53N26)</b>				

## TUNGSTEN ELECTRODE CONVERSION CHART

SIZE SUFFIX	INCHES	MILLIMETERS
20	.020"	.5mm
40	.040"	1.0mm
116	1/16"	1.6mm
332	3/32"	2.4mm
418	1/8"	3.2mm
532	5/32"	4.0mm
316	3/16"	4.8mm
14	1/4"	6.4mm

8C332 Size Suffix

# OZMO TORCH MODELS 24, 24W, CK80, CK90, CK180

CUP	GAS LENS	COLLET	HEATSHIELD	TORCH
PSNS8A6	8GL332	PSNS8C332	PSNSHSOZ	<p>TORCHES USED ON: <b>CK24</b> <b>CK24W</b> <b>CK80</b> <b>CK90</b> <b>CK180</b></p>

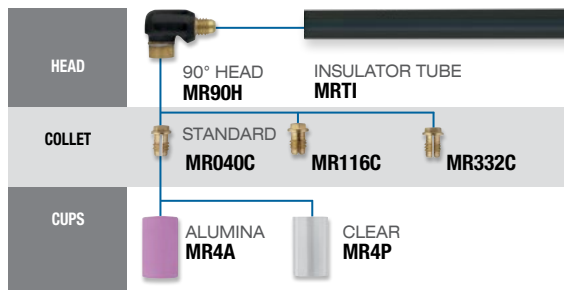
# CUT-DOWN TORCH MODELS 24, 24W, CK80, CK90, CK180

CUP	GAS LENS	COLLET	HEATSHIELD	TORCH
PSNS2AG75	PSNSGL332	PSNSC332GS	PSNSHS	<p>TORCHES USED ON: <b>CK24</b> <b>CK24W</b> <b>CK80</b> <b>CK90</b> <b>CK180</b></p>



# MICRO TORCH PARTS MODELS MR70, MR140

THREAD PATTERN: 10 x 32



HANDLE BUSHING MRHB

TORCHES USED ON:  
MR70  
MR140



MICRO TORCH ACCESSORY KIT  
ORDER # AK-MR

## MR70 & MR140 PARTS

DESCRIPTION	ORDER #	DESCRIPTION	ORDER #	DESCRIPTION	ORDER #
Head 90°	MR90H	Collet .040" (1.0mm)	MR040C	Cup Alumina	MR4A
Head 45°	MR45H	Collet 1/16" (1.6mm)	MR116C	Cup Clear	MR4P
Head 180°	MR180H	Collet 3/32" (2.4mm)	MR332C	Handle Bushing	MRHB

90° HEAD  
MR90H



45° HEAD  
MR45H



180° HEAD  
MR180H



# STANDARD MACHINE SERIES

THREAD PATTERN FRONT: 3/8" x 32 REAR: 5/16" x 24

CUP	COLLET BODY	HEATSHIELD	TORCH W/ACM	COLLET	BACKCAP
<b>ALUMINA</b> 3A4 (10N50) 3A5 (10N49) 3A6 (10N48) 3A7 (10N47)	<b>STANDARD</b> 3CB20 (10N29) 3CB40 (10N30) 3CB116 (10N31) 3CB332 (10N32) 3CB418 (10N28) 3CB532 (406488)	<b>STANDARD</b> M-HS	<p>TORCHES USED ON: MT100 MT400 MT500* CWMT400* CWMT500*</p> <p>*Contact factory for heatshield</p>	<b>SHORT</b> 4C20 (10N21S) 4C40 (10N22S) 4C116 (10N23S) 4C332 (10N24S) 4C418 (10N25S) 4C532	<b>LONG</b> AL35 (2304-0145)
<b>CERAMIC</b> 3C4 (10S243) 3C5 (10S242) 3C6 (10S244) 3C7 (10S245)	<b>GAS LENS</b> 3GL20 (45V29) 3GL40 (45V24) 3GL116 (45V25) 3GL332 (45V26) 3GL418 (45V27) 3GL532 (45V28)	<b>GAS LENS</b> M3G-HS		<b>MEDIUM</b> AM35 (2304-0144)	<b>SHORT</b> AS35 (2304-0143)
<b>ALUMINA - GAS LENS</b> 3AG4 (54N18) 3AG5 (54N17) 3AG6 (54N16) 3AG7 (54N15) 3AG8 (54N14) 3AG11 (54N19) 3AG12	<b>LARGE DIAMETER</b> 3GL116LD (45V116) 3GL332LD (45V64) 3GL418LD (995795) 3GL532LD (45V63)	<b>LARGE DIAMETER</b> M3G-HSLD			
<b>ALUMINA - LARGE DIAMETER</b> 3AG6LD (57N75) 3AG8LD (57N74) 3AG10LD (53N88) 3AG11LD (53N89) 3AG12LD (53N87)					

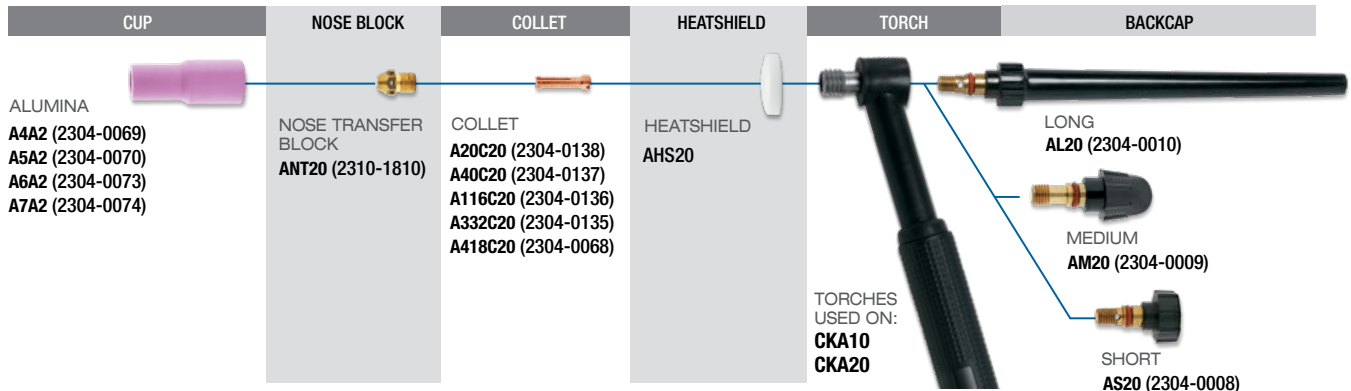
## TUNGSTEN ELECTRODE CONVERSION CHART

SIZE SUFFIX	INCHES	MILLIMETERS
20	.020"	.5mm
40	.040"	1.0mm
116	1/16"	1.6mm
332	3/32"	2.4mm
418	1/8"	3.2mm
532	5/32"	4.0mm
316	3/16"	4.8mm
14	1/4"	6.4mm

4C332 Size Suffix

# AIRCO A2 SERIES MODELS 10, 20

THREAD PATTERN FRONT: 5/16" x 32 REAR: 1/4" x 28



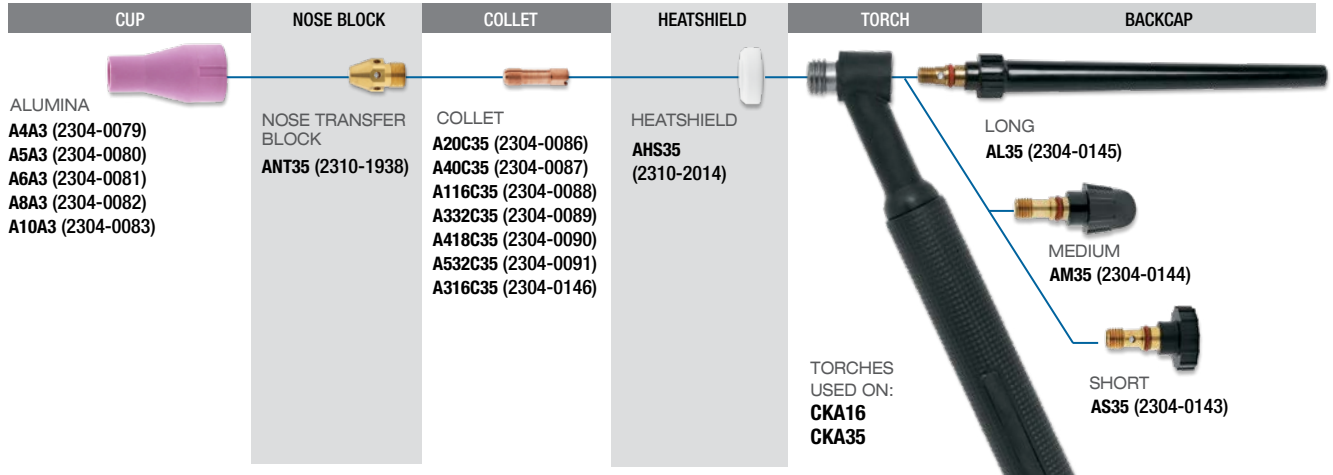
## TUNGSTEN ELECTRODE CONVERSION CHART

SIZE SUFFIX	INCHES	MILLIMETERS
<b>20</b>	.020"	.5mm
<b>40</b>	.040"	1.0mm
<b>116</b>	1/16"	1.6mm
<b>332</b>	3/32"	2.4mm
<b>418</b>	1/8"	3.2mm
<b>532</b>	5/32"	4.0mm
<b>316</b>	3/16"	4.8mm
<b>14</b>	1/4"	6.4mm

**A332C20** Size Code

# AIRCO A3 SERIES MODELS 16, 35

THREAD PATTERN FRONT: 3/8" x 32 REAR: 5/16" x 24



## TUNGSTEN ELECTRODE CONVERSION CHART

SIZE SUFFIX	INCHES	MILLIMETERS
<b>20</b>	.020"	.5mm
<b>40</b>	.040"	1.0mm
<b>116</b>	1/16"	1.6mm
<b>332</b>	3/32"	2.4mm
<b>418</b>	1/8"	3.2mm
<b>532</b>	5/32"	4.0mm
<b>316</b>	3/16"	4.8mm
<b>14</b>	1/4"	6.4mm

**A332C35** Size Code



Pre-packaged kits containing common consumables for our most popular torches.

## 2 SERIES TORCHES

- CK9
- CK20
- CK25
- CK100
- CK110
- CK130
- CK200
- CK230
- CKM200
- CKM230
- CKPF130
- CKPF200
- CWH230
- CWM230
- FL130
- FL230

### 2 SERIES | ORDER #AK-1



ITEM (Quantity 1 Each)	PART #
Long Backcap	200L (41V24)
.040" (1.0mm) Collet	2C40 (13N21)
1/16" (1.6mm) Collet	2C116 (13N22)
.040" (1.0mm) Collet Body	2CB40 (13N26)
1/16" (1.6mm) Collet Body	2CB116 (13N27)
#4 (1/4" 6.4mm) Alumina Cup	2A4 (13N08)
#5 (5/16" 8.0mm) Alumina Cup	2A5 (13N09)
#6 (3/8" 9.6mm) Alumina Cup	2A6 (13N10)
.040" (1.0mm) x 7" 2% Ceriated Tungsten	T0407GC2
1/16" (1.6mm) x 7" 2% Ceriated Tungsten	T1167GC2

### 2 SERIES | ORDER #AK-4

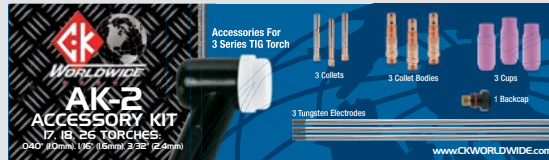


ITEM (Quantity 1 Each)	PART #
Long Backcap	200L (41V24)
1/16" (1.6mm) Collet	2C116 (13N22)
3/32" (2.4mm) Collet	2C332 (13N23)
1/8" (3.2mm) Collet	2C418 (13N24)
1/16" (1.6mm) Collet Body	2CB116 (13N27)
3/32" (2.4mm) Collet Body	2CB332 (13N28)
1/8" (3.2mm) Collet Body	2CB418 (13N29)
#5 (5/16" 8.0mm) Alumina Cup	2A5 (13N09)
#6 (3/8" 9.6mm) Alumina Cup	2A6 (13N10)
#8 (1/2" 12.8mm) Alumina Cup	2A8 (13N12)
1/16" (1.6mm) x 7" 2% Ceriated Tungsten	T1167GC2
3/32" (2.4mm) x 7" 2% Ceriated Tungsten	T3327GC2
1/8" (3.2mm) x 7" 2% Ceriated Tungsten	T187GC2

## 3 SERIES TORCHES

- CK17
- CK18
- CK26
- CK150
- CK210
- CK300
- CK510
- CKC150
- CKM210
- CKM350
- CWH350
- CWHTL300
- CWM350
- FL150
- FL250
- TL18
- TL26
- TL210
- TL300

### 3 SERIES | ORDER #AK-2



ITEM (Quantity 1 Each)	PART #
Short Backcap	300S (57Y04)
.040" (1.0mm) Collet	3C40 (10N22)
1/16" (1.6mm) Collet	3C116 (10N23)
3/32" (2.4mm) Collet	3C332 (10N24)
.040" (1.0mm) Collet Body	3CB40 (10N30)
1/16" (1.6mm) Collet Body	3CB116 (10N31)
3/32" (2.4mm) Collet Body	3CB332 (10N32)
#4 (1/4" 6.4mm) Alumina Cup	3A4 (10N50)
#5 (5/16" 8.0mm) Alumina Cup	3A5 (10N49)
#6 (3/8" 9.6mm) Alumina Cup	3A6 (10N48)
.040" (1.0mm) x 7" 2% Ceriated Tungsten	T0407GC2
1/16" (1.6mm) x 7" 2% Ceriated Tungsten	T1167GC2
3/32" (2.4mm) x 7" 2% Ceriated Tungsten	T3327GC2

### 3 SERIES | ORDER #AK-3



ITEM (Quantity 1 Each)	PART #
Long Backcap	300L (57Y04)
Short Backcap	300S (57Y04)
1/16" (1.6mm) Collet	3C116 (10N23)
3/32" (2.4mm) Collet	3C332 (10N24)
1/8" (3.2mm) Collet	3C418 (10N25)
1/16" (1.6mm) Collet Body	3CB116 (10N31)
3/32" (2.4mm) Collet Body	3CB332 (10N32)
1/8" (3.2mm) Collet Body	3CB418 (10N28)
#5 (5/16" 8.0mm) Alumina Cup	3A5 (10N49)
#6 (3/8" 9.6mm) Alumina Cup	3A6 (10N48)
#8 (1/2" 12.8mm) Alumina Cup	3A8 (10N46)
1/16" (1.6mm) x 7" 2% Ceriated Tungsten	T1167GC2
3/32" (2.4mm) x 7" 2% Ceriated Tungsten	T3327GC2
1/8" (3.2mm) x 7" 2% Ceriated Tungsten	T187GC2

## STUBBY GAS LENS KITS

4 Series Consumables for 3 Series Torches

### LOW AMPERAGE STUBBY | ORDER #SGL-KIT



ITEM (Quantity 1 Each)	PART #
BACKCAPS: Short, Medium, and Long	300S / 300M / 300L
.040" (1.0mm) Collet / Gas Lens	4C40 / 4GL40
1/16" (1.6mm) Collet / Gas Lens	4C116 / 4GL116
3/32" (2.4mm) Collet / Gas Lens	4C332 / 4GL332
#5 (5/16" 8.0mm) Alumina Cup	2AG5
#6 (3/8" 9.6mm) Alumina Cup	2AG6
#7 (7/16" 12.8mm) Alumina Cup	2AG7
Heatshield	4GHS
.040" (1.0mm) x 7" 2% Thoriated Tungsten	T0407GT2
1/16" (1.6mm) x 7" 2% Thoriated Tungsten	T1167GT2
3/32" (2.4mm) x 7" 2% Thoriated Tungsten	T3327GT2

### HIGH AMPERAGE STUBBY | ORDER #SGL-KITM



ITEM (Quantity 1 Each)	PART #
BACKCAPS: Short, Medium, and Long	300S / 300M / 300L
1/16" (1.6mm) Collet / Gas Lens	4C116 / 4GL116
3/32" (2.4mm) Collet / Gas Lens	4C332 / 4GL332
1/8" (3.2mm) Collet / Gas Lens	4C418 / 4GL418
#6 (3/8" 9.6mm) Alumina Cup	2AG6
#7 (7/16" 12.8mm) Alumina Cup	2AG7
#8 (1/2" 12.8mm) Alumina Cup	2AG8
Heatshield	4GHS
1/8" (3.2mm) x 7" 2% Thoriated Tungsten	T187GT2
3/32" (2.4mm) x 7" 2% Thoriated Tungsten	T3327GT2
1/16" (1.6mm) x 7" 2% Thoriated Tungsten	T1167GT2

**2 SERIES GAS SAVER | ORDER #AK-4GS**



ITEM (Quantity 1 Each)	PART #
Long Backcap	200L (41V24)
1/16" (1.6mm) Collet	2C116GS
3/32" (2.4mm) Collet	2C332GS
1/8" (3.2mm) Collet	2C418GS
1/16" (1.6mm) Tungsten Adapter	TAS116GS
3/32" (2.4mm) Tungsten Adapter	TAS332GS
1/8" (3.2mm) Tungsten Adapter	TAS418GS
Collet Body	2CBGS-1
Heatshield	2HSGS-1
#4 (1/4" 6.4mm) Alumina Cup	2A4GS
#6 (3/8" 9.6mm) Alumina Cup	2A6GS
#8 (1/2" 12.8mm) Pryex Cup	2P8GS
1/16" (1.6mm) x 7" 2% Ceriated Tungsten	T1167GC2
3/32" (2.4mm) x 7" 2% Ceriated Tungsten	T3327GC2
1/8" (3.2mm) x 7" 2% Ceriated Tungsten	T187GC2

**2 SERIES LOW PROFILE | ORDER #AK-6**




ITEM (Quantity 1 Each)	PART #
Short Backcap	200S
Medium Backcap	200M
.040" (1.0mm) Collet	6C40
1/16" (1.6mm) Collet	6C116
3/32" (2.4mm) Collet	6C332
.040" (1.0mm) Collet Body	6CB40
1/16" (1.6mm) Collet Body	6CB116
3/32" (2.4mm) Collet Body	6CB332
(.38" 9.5mm) Alumina Cup	PSNS8A6
Heatshield	2HSGS-1
.040" (1.0mm) x 7" LaYZr™ Tungsten	T0407GTM
1/16" (1.8mm) x 7" LaYZr™ Tungsten	T1167GTM
3/32" (2.4mm) x 7" LaYZr™ Tungsten	T3327GTM

**2 SERIES TORCHES**

- CK9
- CK20
- CK25
- CK100
- CK110
- CK130
- CK200
- CK230
- CKM200
- CKM230
- CKPF130
- CKPF200
- CWH230
- CWM230
- FL130
- FL230

**3 SERIES GAS SAVER | ORDER #AK-3GS**




ITEM (Quantity 1 Each)	PART #
Short Backcap	300S (57Y04)
1/16" (1.6mm) Collet	3C116GS
3/32" (2.4mm) Collet	3C332GS
1/8" (3.2mm) Collet	3C418GS
1/16" (1.6mm) Tungsten Adapter	TAS116GS
3/32" (2.4mm) Tungsten Adapter	TAS332GS
1/8" (3.2mm) Tungsten Adapter	TAS418GS
Collet Body	3CBGS
Heatshield	3HSGS
#5 (5/16" 8.0mm) Alumina Cup	3A5GS
#6 (3/8" 9.6mm) Alumina Cup	3A6GS
#8 (1/2" 12.8mm) Pyrex Cup	3P8GS
1/16" (1.6mm) x 7" 2% Ceriated Tungsten	T1167GC2
3/32" (2.4mm) x 7" 2% Ceriated Tungsten	T3327GC2
1/8" (3.2mm) x 7" 2% Ceriated Tungsten	T187GC2

**8 SERIES TORCHES**


- CK80
- CK90
- CK180
- CWH180
- CK24
- CK24W

**8 SERIES | ORDER #AK-5**



ITEM (Quantity 1 Each)	PART #
.040" (1.0mm) Collet	8C40 (53N16)
1/16" (1.6mm) Collet	8C116 (53N14)
.040" (1.0mm) Collet Body	8CB40 (53N18)
1/16" (1.6mm) Collet Body	8CB116 (53N19)
#4 (1/4" 6.4mm) Ceramic Cup	8C4 (53N24)
#5 (5/16" 8.0mm) Ceramic Cup	8C5 (53N25)
#6 (3/8" 9.6mm) Ceramic Cup	8C6 (53N27)
.040" (1.0mm) x 7" 2% Ceriated Tungsten	T0407GC2
1/16" (1.6mm) x 7" 2% Ceriated Tungsten	T1167GC2

**OZMO KIT | ORDER #KIT-OZMO**




ITEM	QTY	PART #
3/32" (2.4mm) Collet	2	PSNS8C332
3/32" (2.4mm) Gas Lens	2	8GL332
.38" (9.5mm) Alumina Cup	2	PSNS8A6
Heatshield	1	PSNSHSOZ
3/32"(2.4mm) x 0.9" 2% Ceriated Tungsten – 5 Pack	1	T3329S20GC2

**USE OZMO ON TORCHES**

- CK24
- CK24W
- CK80
- CK90
- CK180

**CUT DOWN KIT | ORDER #KIT-CD**





ITEM	QTY	PART #
3/32" (2.4mm) Collet	2	PSNSC332GS
3/32" (2.4mm) Gas Lens	2	PSNSGL332
.46" (11.8mm) Alumina Cup	2	PSNS2AG75
Heatshield	1	PSNSHS
3/32"(2.4mm) x 0.9" 2% Ceriated Tungsten – 5 Pack	1	T3329S20GC2

**USE CUT-DOWN ON TORCHES**

- CK24
- CK24W
- CK80
- CK90
- CK180



# FLEX-LOC™ TORCH REPLACEMENT PARTS

FLEX-LOCK HEAD OPTIONS	<b>FL2L</b> TORCH HEAD <i>Comes complete with 2GHS heatshield and 01-0009 screw with O-Ring</i>		<b>FL3L</b> TORCH HEAD <i>Comes complete with 300HS heatshield and 01-0009 screw with O-Ring</i>	
	TORCHES USED ON: <b>FL130</b> <b>FL130V</b> <b>FL230</b>	2GHS Heatshield 300R O-Ring 01-0009 (Includes O-Ring)	TORCHES USED ON: <b>FL150</b> <b>FL150V</b> <b>FL250</b>	300HS Heatshield 300R O-Ring 01-0009 (Includes O-Ring)
TORCH BODY GAS COOLED	<b>FLTBA</b> COMPLETE BODY	<b>FLGB</b> Torch Body 01-0002 (2 required) O-Rings	<b>HS</b> Torch Handle	
	<b>FLTBAV</b> COMPLETE BODY + VALVE	<b>FLGBV</b> Valved Torch Body 01-0012 O-Ring 01-0002 (2 required) O-Rings	<b>FLHV</b> 01-0013 O-Ring included	<b>FLHV2</b> Torch Handle
TORCH BODY WATER COOLED	<b>FLTBAW</b> COMPLETE BODY	<b>FLWB</b> Torch Body (includes O-Rings) 01-0002 (2 required) O-Rings	<b>HS</b> Torch Handle	

## FLEX-LOC 2 SERIES MODELS FL130 & FL230

**FL130 & FL130V | GAS COOLED | 130 AMP**

DESCRIPTION	ORDER #	DETAILS
2 Series Flex-Loc Head	<b>FL2L</b>	Complete with 2GHS & 01-0009 screw
Heatshield for FL2L	<b>2GHS</b>	
Screw with O-Ring	<b>01-0009</b>	Includes 300R O-ring
Torch Body	<b>FLGB</b>	Includes two O-rings (01-0002)
Valved Torch Body	<b>FLGBV</b>	
Torch Handle	<b>HS</b>	For non-valved torch
Valved Torch Handle	<b>FLHV2</b>	For valved torch
Complete Body	<b>FLTBA</b>	Includes body, handle, and O-rings
Complete Valve Body	<b>FLTBAV</b>	Includes body, valve, handle, & O-rings

**FL230 | WATER COOLED | 230 AMP**

DESCRIPTION	ORDER #	DETAILS
2 Series Flex-Loc Head	<b>FL2L</b>	Complete with 2GHS & 01-0009 screw
Heatshield for FL2L	<b>2GHS</b>	
Screw with O-Ring	<b>01-0009</b>	Includes 300R O-ring
Torch Body	<b>FLWB</b>	Includes two O-rings (01-0002)
Torch Handle	<b>HS</b>	
Complete Body	<b>FLTBAW</b>	Includes body, handle, and O-rings

## FLEX-LOC 3 SERIES MODELS FL150 & FL250

**FL150 & FL150V | GAS COOLED | 150 AMP**

DESCRIPTION	ORDER #	DETAILS
3 Series Flex-Loc Head	<b>FL3L</b>	Complete with 300HS & 01-0009 screw
Heatshield for FL3L	<b>300HS</b>	
Screw with O-Ring	<b>01-0009</b>	Includes 300R O-ring
Torch Body	<b>FLGB</b>	Includes two O-rings (01-0002)
Valved Torch Body	<b>FLGBV</b>	
Torch Handle	<b>HS</b>	For non-valved torch
Valved Torch Handle	<b>FLHV2</b>	For valved torch
Complete Body	<b>FLTBA</b>	Includes body, handle, and O-rings
Complete Valve Body	<b>FLTBAV</b>	Includes body, valve, handle, & O-rings

**FL250 | WATER COOLED | 250 AMP**

DESCRIPTION	ORDER #	DETAILS
3 Series Flex-Loc Head	<b>FL3L</b>	Complete with 300HS & 01-0009 screw
Heatshield for FL3L	<b>300HS</b>	
Screw with O-Ring	<b>01-0009</b>	Includes 300R O-ring
Torch Body	<b>FLWB</b>	Includes two O-rings (01-0002)
Torch Handle	<b>HS</b>	
Complete Body	<b>FLTBAW</b>	Includes body, handle, and O-rings

# TORCH BODIES

## STANDARD

PART #	STYLE
CK9 RG	Rigid
CK9 FX	Flex
CK9P	Pencil
CK17 RG	Rigid
CK17 FX	Flex
CK17P	Pencil
CK17 RG-T	Thread-On
CK18	Rigid
CK18 FX	Flex
CK18P	Pencil
CK20	Rigid
CK20 FX	Flex
CK20P	Pencil
CK24 RG	Rigid
CK24 FX	Flex
CK24W	Rigid
CK25	Pencil Flex
CK26 FX	Flex
CK26 RG	Rigid
CK26P	Pencil
CK80	Rigid
CK90	Flex
CK100	Rigid
CKPF130	Pencil Flex
CK150 RG	Rigid
CK150 FX	Flex
CK180	Rigid
CK210 RG	Rigid
CK210 FX	Flex
CK300	Rigid
CK300 FX	Flex

## VALVED

PART #	STYLE
CK9V RG	Valved Rigid
CK9V FX	Valved Flex
CK9VP	Valved Pencil
CK17V RG	Valved Rigid
CK17V FX	Valved Flex
CK17V RG-T	Thread-On
CK18V	Valved Rigid
CK18V FX	Valved Flex
CK20V	Valved Rigid
CK20V FX	Valved Flex
CK24V RG	Valved Rigid
CK24V FX	Valved Flex
CK24VV	Water Valved
CK24VW RG	Valved Rigid
CK26V FX	Valved Flex
CK80V	Valved Rigid
CK90V	Valved Flex
CK100V	Valved Rigid
CK210V FX	Valved Flex
CK210V RG	Valved Rigid
CK300V	Valved Rigid
CK300V FX	Valved Flex

## MASTER TIG

PART #	STYLE
CK130 FX	Flex
CK130 RG	Rigid
CK200	Rigid
CK200 FX	Flex
CK230	Rigid
CK230 FX	Flex
CK510	Rigid
CKC150	Contractor/ Stainless Steel Head
CKPF200	Pencil Flex
CKT200-116	Rigid
CKT200-332	Rigid
TL18	Rigid
TL18 FX	Flex
TL210 FX	Flex
TL210 RG	Rigid
TL26 FX	Flex
TL26 RG	Rigid
TL300	Rigid
TL300 FX	Flex

## VALVED

PART #	STYLE
CK130V RG	Valved Rigid
CK130V FX	Valved Flex
CK150V RG	Valved Rigid
CK200V	Valved Rigid
CK200V FX	Valved Flex
CK230V	Valved Rigid
CK230V FX	Valved Flex
CK510V	Valved Rigid
CKC150V	Contractor/ Stainless Steel Head/Valved
TL18V	Valved Rigid
TL18V FX	Valved Flex
TL210V FX	Valved Flex
TL210V RG	Valved Rigid
TL26V FX	Valved Flex
TL26V RG	Valved Rigid
TL300V	Valved Rigid
TL300V FX	Valved Flex

## AIRCO

PART #	STYLE
CKA10	Rigid
CKA16 RG	Rigid
CKA16 FX	Flex
CKA20	Rigid
CKA35	Rigid

## AIRCO VALVED

PART #	STYLE
CKA10V	Valved Rigid
CKA16V RG	Valved Rigid
CKA16V FX	Valved Flex
CKA20V	Valved Rigid
CKA35V	Valved Rigid

## MACHINE

PART #	STYLE
CKM150	Machine
CKM200	Machine
CKM210	Machine
CKM230	Machine
CKM350	Machine
MT100	Machine
MT400	Machine
MT500C-7	Machine
MT500C-18	Machine

## VALVES

PART #	TORCHES USED ON
VKS	CK9, CK20, CK100, CK130, CK200, CK230
VK	CK17, CK18, CK26, CK150, CK210, CK300, CK510, TL18, TL26, TL210, TL300
100VK	CK24, CK24W, CK80, CK90, CK180


# TORCH HANDLES

## STANDARD

PART #	TORCHES USED ON
HS	CK9, CK20, CK24*, CK24W*, CK25, CK80*, CK90*, CK100, CK130, CKPF130, CK180*, CK200, CKPF200, CKT200, Flex-Locs*, MR70, MR140
HM	CK17, CK150, CKC150*, CKM150
H23	CKA10, CKA20, TL18, TL26, TL210, CK230, TL300
HL	CK18, CK26, CK210, CKM210, CK300, CK510
HA	CKA16, CKA35

## SPECIALS

PART #	TORCHES USED ON
9HVR	CK9PV
24WHVR	CK24WV
24HVR	CK24V RG / CK80V
24HVF	CK24V FX / CK90V
180HVR	CK180V
FLHV2	Valved Flex-Locs
150HCVR	CKC150V
17HT	CK17 RG-T



HS  
L: 5.5"  
ID: .625"  
OD: .750"

HM  
L: 5.5"  
ID: .625"  
OD: 1"

H23  
L: 5.5"  
ID: .75"  
OD: 1"

HL  
L: 6.5"  
ID: .875"  
OD: 1.125"

\*For valved options see Specials table at right



# GAS SAVER™ KITS

**SAVE UP TO 40%**  
*of shield gas consumption*

TORCHES

MACHINE  
TORCHES

AMPERAGE  
CONTROLS

CONNECTORS  
& CABLES

TUNGSTEN

ACCESSORIES  
& PARTS

*Standard Collet  
& Collet Body*

*Gas Saver Collet  
& Collet Body*

*Turbulent Gas  
Flow Pattern*

*Columnar Gas  
Flow Pattern*



**TRADEMARK NOTICES:**

Gas Saver™, Safe-Loc™, Flex-Loc™, Super-Flex™, Trim-Line™, Max-Flo™, Fail-Safe™, Steady-Grip™, and LaYZr™ are trademarks of CK Worldwide Inc.

Phone: 1.800.426.0877 Fax: 1.800.327.5038

CK Worldwide, Inc. PO Box 1636, Auburn, WA 98071 USA

[www.CKWORLDWIDE.com](http://www.CKWORLDWIDE.com)

CONNECT WITH US ON:

